

# VSUN545-144BMH-DG

**545W**

Highest power output

**21.32%**

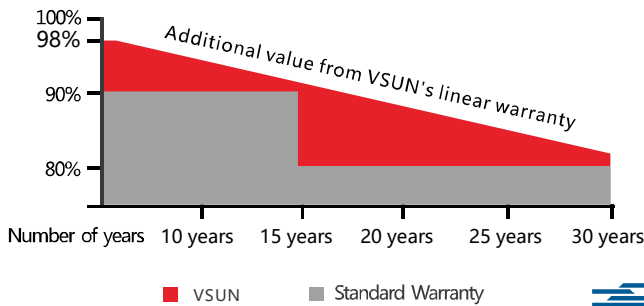
Module efficiency

**12years**

Material & Workmanship warranty

**30years**

Linear power output warranty



■ VSUN

■ Standard Warranty

**Munich RE** 



MBB technology with Circular Ribbon



Higher output power



Half-cell Technology



Positive tolerance offer



Micro Gap



Up to 30% extra power generation yield from the back side




Certified for salt/ammonia corrosion resistance



Load certificates: wind to 2400Pa and snow to 5400Pa



Lower LCOE



VSUN545-144BMH-DG VSUN540-144BMH-DG  
VSUN535-144BMH-DG VSUN530-144BMH-DG

VSUN, a BNEF Tier-1 PV module manufacturer invested by Fuji Solar, has been committed to providing greener, cleaner and more intelligent renewable energy solutions. VSUN is dedicated to bringing reliable, customized and high-efficient products into various markets and customers worldwide

## Electrical Characteristics at Standard Test Conditions(STC)

Module Type	VSUN545-144BMH-DG	VSUN540-144BMH-DG	VSUN535-144BMH-DG	VSUN530-144BMH-DG
Maximum Power - Pmax (W)	545	540	535	530
Open Circuit Voltage - Voc (V)	49.81	49.65	49.5	49.35
Short Circuit Current - Isc (A)	13.92	13.85	13.78	13.71
Maximum Power Voltage - Vmpp (V)	41.8	41.65	41.5	41.35
Maximum Power Current - Imp (A)	13.04	12.97	12.9	12.82
Module Efficiency	21.32%	21.13%	20.93%	20.74%

Standard Test Conditions (STC): irradiance 1,000 W/m<sup>2</sup>; AM 1.5; module temperature 25°C. Pmax Sorting : 0~5W. Measuring Tolerance: ±3%.

Remark: Electrical data do not refer to a single module and they are not part of the offer. They only serve for comparison among different module types.

## Electrical Characteristics with different rear side power gain(reference to 540 front)

Pmax (W)	Voc (V)	Isc (A)	Vmpp (V)	Imp (A)	Pmax gain
567	49.65	14.54	41.70	13.62	5%
594	49.65	15.24	41.70	14.27	10%
648	49.75	16.62	41.80	15.56	20%
675	49.75	17.31	41.80	16.21	25%

## Temperature Characteristics

NOCT	45°C(±2°C)
Voltage Temperature Coefficient	-0.27%/°C
Current Temperature Coefficient	+0.048%/°C
Power Temperature Coefficient	-0.32%/°C

## Maximum Ratings

Maximum System Voltage [V]	1500
Series Fuse Rating [A]	30
Bifaciality	70%±10%

## Material Characteristics

Dimensions	2256×1133×35mm (L×W×H)
Weight	32.5kg
Frame	Silver anodized aluminum profile
Front Glass	High transparency,Antireflection coated,Semi-toughened safety glass, 2.0mm
Cell Encapsulation	EVA (Ethylene-Vinyl-Acetate) or POE
Back Glass	Glazed & Semi-toughened safety glass, 2.0mm
Cells	12×12 pieces bifacial monocrystalline solar cells series strings
Junction Box	IP68, 3 diodes
Cable&Connector	Potrait: 500 mm (cable length can be customized) , 1×4 mm <sup>2</sup> , compatible with MC4

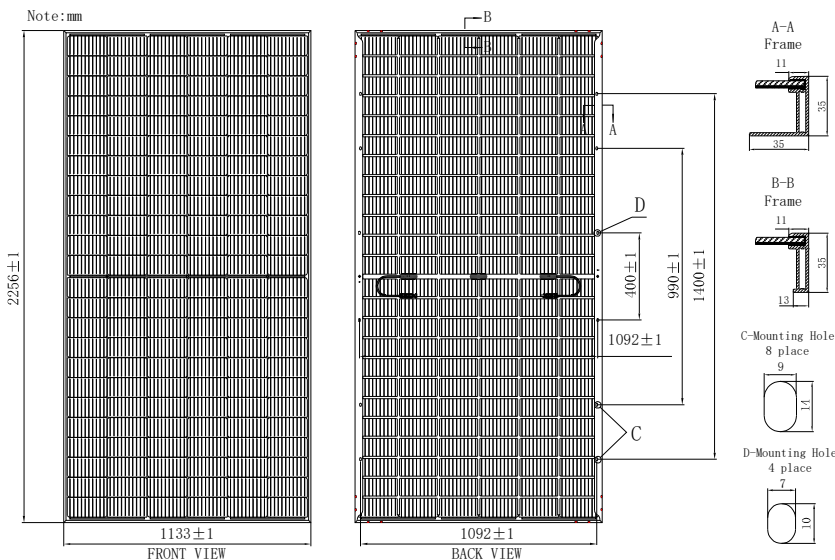
## Packaging

Dimensions(L×W×H)	2290×1125×1253mm
Container 20'	150
Container 40'	300
Container 40'HC	600

## System Design

Temperature Range	-40 °C to + 85 °C
Withstanding Hail	Maximum diameter of 25 mm with impact speed of 23 m/s
Maximum Surface Load	5,400 Pa
Application class	class A

## Dimensions



## IV-Curves

