



## Quick Installation Guide

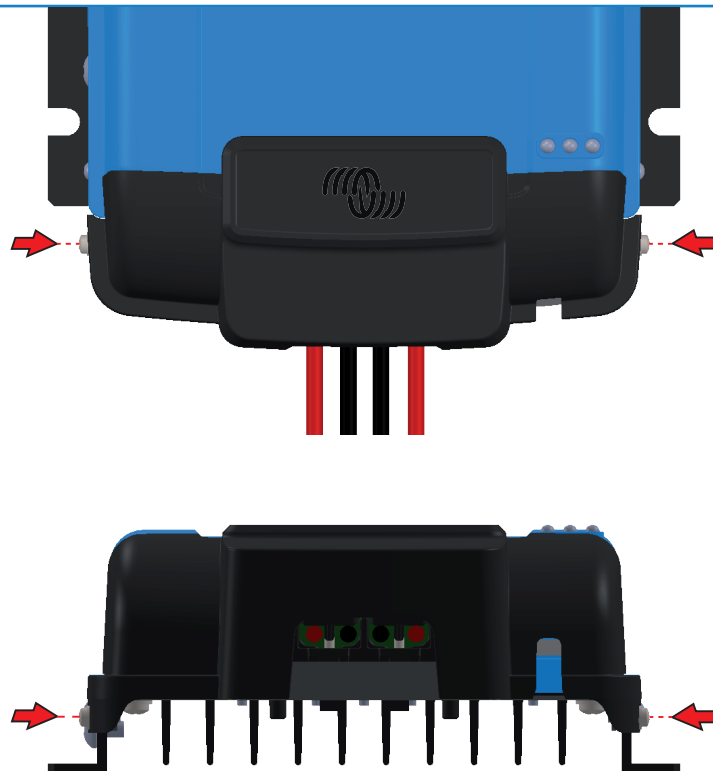
MPPT WireBox-M



STEP 1: Mount the 'steel base' to the MPPT before installation to the wall.



STEP 2: After mounting the MPPT to the wall, secure the cables.



STEP 3: Place the WireBox cover and fasten with two screws.