

MODEL **TE35-Gel**
 VOLTAGE **6**
 CAPACITY **210Ah @ 20Hr**
 MATERIAL **Polypropylene**
 BATTERY **VRLA GEL / Non-Spillable / Maintenance-Free**
 COLOR **Maroon (case) Grey (cover)**
 WATERING **No Watering Required**



6 VOLT

PHYSICAL SPECIFICATIONS

BCI	MODEL NAME	TERMINAL TYPE ^E	DIMENSIONS ^G INCHES (mm)			WEIGHT ^F LBS. (kg)	INSTALLATION ORIENTATION
			LENGTH	WIDTH	HEIGHT ^D		
DIM	TE35-GEL	8	9.64 (245)	7.51 (191)	10.65 (271)	69 (31)	Horizontal and Vertical

ELECTRICAL SPECIFICATIONS

VOLTAGE	CAPACITY ^A MINUTES	CAPACITY ^B AMP-HOURS (Ah)				ENERGY (kWh)	INTERNAL RESISTANCE (mΩ)	SHORT CIRCUIT CURRENT (amps)
		5-Hr	10-Hr	20-Hr	100-Hr			
6	@ 25 Amps	180	193	210	220	1.32	-	-
	479							

CHARGING INSTRUCTIONS

CHARGER VOLTAGE SETTINGS (AT 77°F/25°C)					
SYSTEM VOLTAGE	6V	12V	24V	36V	48V
Maximum Charge Current (A)	13% of C ₂₀				
Absorption Voltage (2.40 V/cell)	7.20	14.40	28.80	43.20	57.60
Float Voltage (2.25 V/cell)	6.75	13.50	27.00	40.50	54.00

Do not install or charge batteries in a sealed or non-ventilated compartment. Constant under or overcharging will damage the battery and shorten its life as with any battery.

CHARGING TEMPERATURE COMPENSATION

ADD	SUBTRACT
0.005 volt per cell for every 1°C below 25°C 0.0028 volt per cell for every 1°F below 77°F	0.005 volt per cell for every 1°C above 25°C 0.0028 volt per cell for every 1°F above 77°F

OPERATIONAL DATA

OPERATING TEMPERATURE	SELF DISCHARGE
-4°F to 122°F (-20°C to +50°C). At temperatures below 32°F (0°C) maintain a state of charge greater than 60%.	Less than 3% per month depending on storage temperature conditions

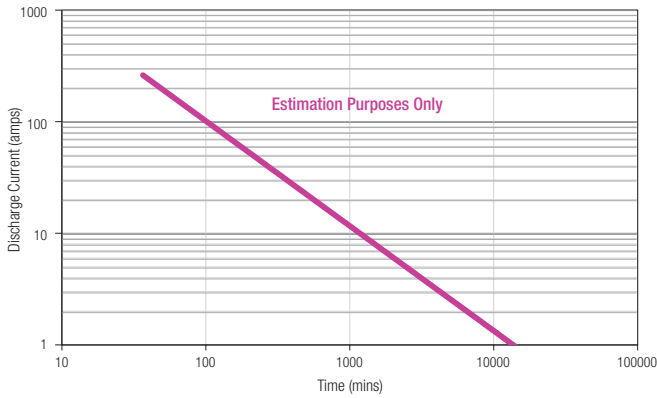
RECYCLE RESPONSIBLY



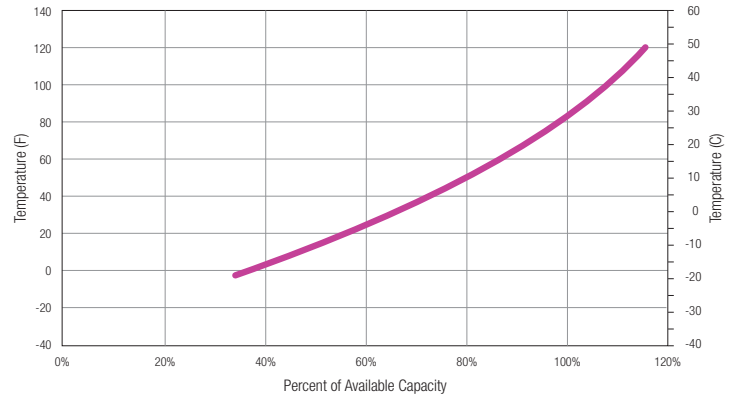
STATE OF CHARGE MEASURE OF OPEN-CIRCUIT VOLTAGE

PERCENTAGE CHARGE	CELL	6 VOLT
100	2.14	6.42
75	2.11	6.33
50	2.06	6.18
25	2.00	6.00
0	1.97	5.91

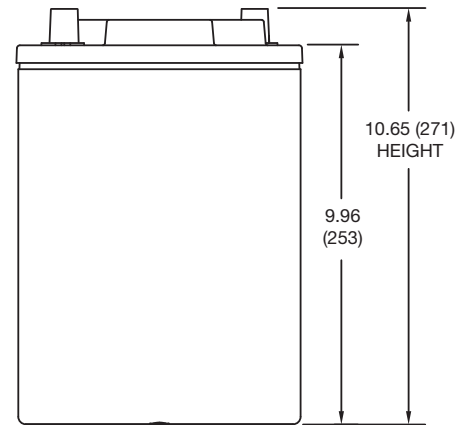
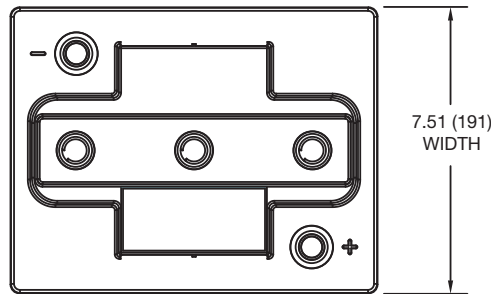

TROJAN TE35-GEL PERFORMANCE




PERCENT CAPACITY VS. TEMPERATURE



BATTERY DIMENSIONS (shown with AP)



TERMINAL CONFIGURATIONS^E

8	AP	AUTOMOTIVE TERMINAL
		
Terminal Height Inches (mm) .83 (21)		
Torque Values in-lb (Nm) 50 – 70 (6 – 8)		

- A. The number of minutes a battery can deliver when discharged at a constant rate at 80°F (27°C) and maintain a voltage above 1.75 V/cell. Capacities are based on peak performance.
- B. The amount of amp-hours (Ah) a battery can deliver when discharged at a constant rate at 77°F (25°C) and maintain a voltage above 1.75 V/cell. Capacities are based on peak performance.
- C. Dimensions are based on nominal size. Dimensions may vary depending on type of handle or terminal. Batteries to be mounted with .5 inches (12.7 mm) spacing minimum.

- D. Dimensions taken from bottom of the battery to the highest point on the battery. Heights may vary depending on type of terminal.
- E. Terminal images are representative only.
- F. Weight may vary.



Designed in compliance with applicable BCI, DIN, BS and IEC standards.
Tested in compliance with BCI and IEC standards.

