



YOUR RELIABLE
PARTNER FOR
SOLAR ENERGY
SINCE 1992

A MULTI-FACETED SOLAR SOLUTION

COMBATS HARSH WEATHER CONDITIONS LIKE A PRO!

EMMVEE 1500 DC PV MODULE

Emmvee is an intelligent solar solutions producer born from an idea to implement green energy to better use. We aim at providing universally designed products to support all kinds of contemporary and lavish living. Amidst our industrial product range, Photovoltaics and Solar Water Heating Systems have been our strongest since inception in 1992.

Worried about the sustainability of your solar modules in the extreme harsh weather conditions?

Emmvee Solar Photovoltaic Modules are the best for On-Grid solar power plants. Our modules are built to withstand extreme harsh weather conditions and sustain for more than 25 years. The rigid performance and safety measures adopted by our products are one of its kind. These modules are carved into perfection with our state-of-the-art machinery and premium materials sourced from across the world.

FEATURES



AR COATED HIGH
TRANSMISSION GLASS



ANODISED
ALUMINIUM FRAME



PID FREE



MECHANICAL
LOAD OF 5400 Pa

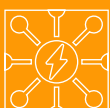


MC4 COMPATIBLE
CONNECTORS

BENEFITS



CAPABLE OF BEARING
HIGH SNOW LOAD AND
WIND



EXCELLENT CURRENT
DISTRIBUTION
PERFORMANCE



FLEXIBILITY IN
INVERTER SELECTION



RESISTS CORROSION
OF THE FRAME
ENSURING LONG LIFE



NO DEGRADATION OF
ELECTRICAL POWER,
HENCE SAFER

SPECIFICATION 72 CELL MONO PERC

Electrical data at 1000 W/m², 25°C and A.M. 1.5 (STC in accordance with IEC 60904-3)

MODEL NAME	E385M72	E390M72	E395M72
RATED POWER AT STC	385 Wp	390 Wp	395 Wp
MODULE EFFICIENCY AT STC	19.20%	19.45%	19.70%
OPEN CIRCUIT VOLTAGE (Voc)	48.90	49.00	49.10
SHORT CIRCUIT CURRENT (Isc)	10.06	10.12	10.21
MAX POWER VOLTAGE (Vpm)	40.32	40.37	40.45
MAX POWER CURRENT (Ipm)	9.55	9.66	9.75

Thermal data

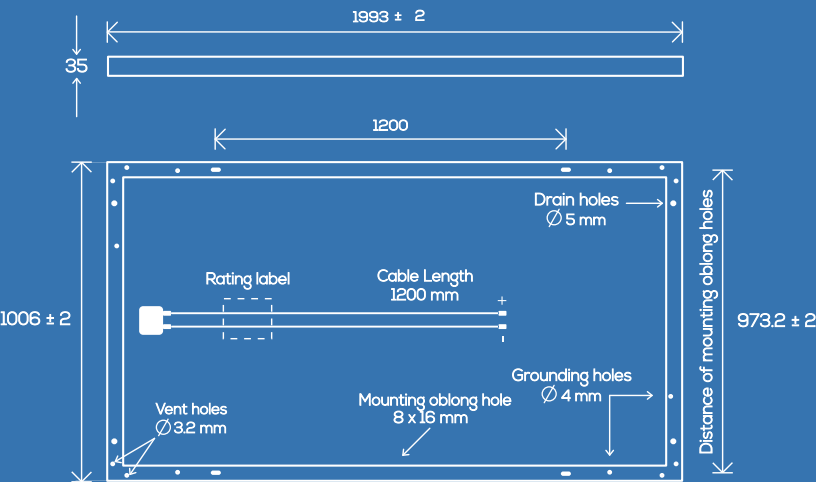
TEMPERATURE COEFFICIENT OPEN CIRCUIT VOLTAGE	-0.29% / °K
TEMPERATURE COEFFICIENT SHORT CIRCUIT CURRENT	+0.05% / °K
TEMPERATURE COEFFICIENT RATED POWER	-0.39% / °K
NOCT (NORMAL OPERATING CELL TEMPERATURE)	44°C ± 2°C

Mechanical data

NUMBER OF CELLS & CELL TYPE	72 MONOPERC SOLAR CELLS (158.75 mm x 158.75 mm)
DIMENSIONS (L X W X H)	1993 mm x 1006 mm x 35 mm
WEIGHT	23 Kg
FRONT GLASS	3.2 mm HIGH TRANSMISSION, TEMPERED GLASS
EMBEDDING	EVA
BACK SHEET	COMPOSITE FILM, WHITE
JUNCTION BOX	IP67
NUMBER OF BYPASS DIODES	3
CABLES	4 mm ² SOLAR CABLES, LENGTH 1200 mm
CONNECTORS	MC4 COMPATIBLE

Permissible operating conditions

OPERATING TEMPERATURE RANGE	-40°C TO 85°C
MAX. SYSTEM VOLTAGE	1500 V DC
MAX. REVERSE CURRENT	20 A
MAX. SURFACE LOAD CAPACITY	5400 Pa
PROTECTION CLASS	II



TECHNICAL DRAWING

All Dimensions in mm



MONO PERC

60 & 72 CELL

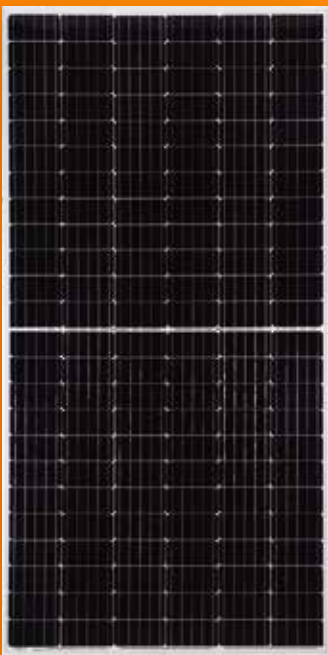
- Positive tolerance offer
- Excellent performance under weak light conditions



MULTI CRYSTALLINE

60 & 72 CELL

- Highly resistant to salt mist, ammonia, dust and hail
- Good temperature efficiency enables better output in high temperature regions



HALF CUT CELL MONO PERC

144 CELL

- Generates only half of the current with lowered heat production thereby increasing module reliability
- Excellent current distribution with reduced power loss



EMMVEE PHOTOVOLTAIC POWER PRIVATE LIMITED

No. 13/1, International Airport Road, Bettahalasur Post, Bengaluru - 562 157, India
+91 80 2217 4328, +91 80 2217 4333 | info@emmvee.in | www.emmvee.com
(An ISO 9001:2015, ISO 14001:2015 & OHSAS 18001:2007 Certified Company)