

MODEL **IND27-2V**
 NOMINAL CAPACITY **1520AH @ C₂₀**
 MATERIAL **Polypropylene** (internal cell container) **Polyethylene** (outer container)
 DIMENSIONS **Inches (mm)**
 BATTERY **Deep-Cycle Flooded/Advanced Lead Acid Battery**
 COLOR **Maroon**
 WATERING **Single-Point Watering Kit (Optional)**
 PRODUCT HIGHLIGHTS **Smart Carbon™ for Improved Performance**
17 Years Battery Life Based on IEC 61427



2V

PRODUCT + PHYSICAL SPECIFICATIONS

| BCI Group Size | Type | Voltage | Cell(s) | Terminal Type ⁶ | Dimensions ^c Inches (mm) | | | Weight Lbs. (kg) |
|----------------|----------|----------|----------|----------------------------|-------------------------------------|-------------|---------------------|------------------|
| | | | | | Length | Width | Height ^f | |
| N/A | IND27-2V | 2 | 1 | 14 | 15.28 (388) | 10.38 (264) | 24.00 (610) | 228 (104) |

ELECTRICAL SPECIFICATIONS

| Cranking Performance | | Capacity ^A Minutes | | Capacity ^B Amp-Hours (AH) | | | | | | | Energy (kWh) | Internal Resistance (mΩ) | Short Circuit Current (amps) |
|-----------------------------------|--------------------------------|-------------------------------|-----------|--------------------------------------|------|-------|-------|-------|-------|--------|--------------|--------------------------|------------------------------|
| C.C.A. ^D @ 0°F (-18°C) | C.A. ^E @ 32°F (0°C) | @ 25 Amps | @ 75 Amps | 2-Hr | 5-Hr | 10-Hr | 20-Hr | 48-Hr | 72-Hr | 100-Hr | 100-Hr | | |
| — | — | — | — | — | 1215 | 1368 | 1520 | 1784 | 1899 | 1954 | 3.91 | — | — |

CHARGING INSTRUCTIONS

| System Voltage | Charger Voltage Settings (at 77°F/25°C) | | | | | | |
|-----------------|---|------|-------|-------|-------|-------|--|
| | 2V | 6V | 12V | 24V | 36V | 48V | |
| Bulk Charge | 2.47 | 7.41 | 14.82 | 29.64 | 44.46 | 59.28 | |
| Float Charge | 2.25 | 6.75 | 13.50 | 27.00 | 40.50 | 54.00 | |
| Equalize Charge | 2.70 | 8.10 | 16.20 | 32.40 | 48.60 | 64.80 | |

Do not install or charge batteries in a sealed or non-ventilated compartment. Constant under or overcharging will damage the battery and shorten its life as with any battery.

CHARGING TEMPERATURE COMPENSATION

| Add | Subtract |
|---|---|
| 0.005 volt per cell for every 1°C below 25°C 0.0028 volt per cell for every 1°F below 77°F | 0.005 volt per cell for every 1°C above 25°C 0.0028 volt per cell for every 1°F above 77°F |

OPERATIONAL DATA

| Operating Temperature | Self Discharge |
|---|--|
| -4°F to 113°F (-20°C to +45°C). At temperatures below 32°F (0°C) maintain a state of charge greater than 60%. | 5 – 15% per month depending on storage temperature conditions. |

STATE OF CHARGE MEASURE OF OPEN-CIRCUIT VOLTAGE


| Percentage Charge | Specific Gravity | Cell | 2 Volt |
|-------------------|------------------|------|--------|
| 100 | 1.260 | 2.11 | 2.11 |
| 90 | 1.246 | 2.09 | 2.09 |
| 80 | 1.227 | 2.07 | 2.07 |
| 70 | 1.207 | 2.05 | 2.05 |
| 60 | 1.187 | 2.03 | 2.03 |
| 50 | 1.165 | 2.01 | 2.01 |
| 40 | 1.142 | 1.99 | 1.99 |
| 30 | 1.119 | 1.96 | 1.96 |
| 20 | 1.096 | 1.94 | 1.94 |
| 10 | 1.072 | 1.92 | 1.92 |





Designed in compliance with applicable BCI, DIN, BS and IEC standards.
 Tested in compliance to BCI and IEC standards.



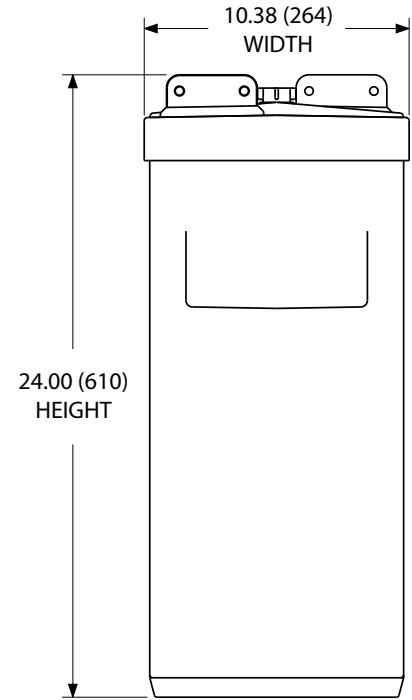
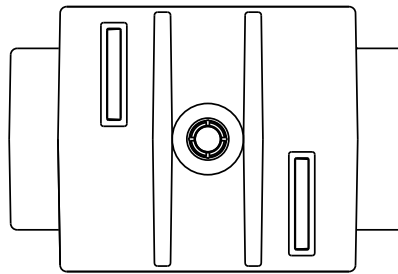
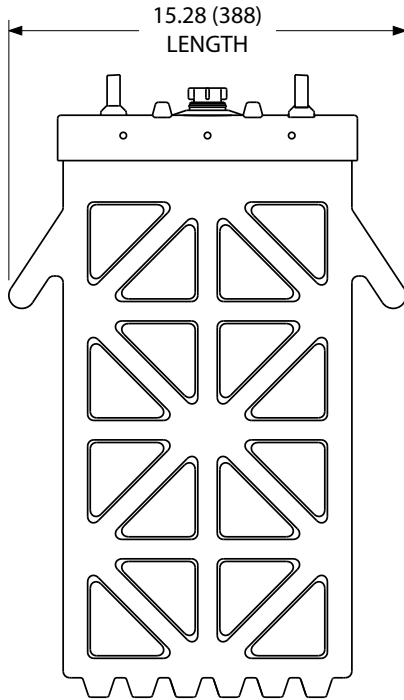
TERMINAL CONFIGURATIONS ⁶

| 14 | IND | IND Terminal |
|--|-----|--|
|  | | <p>Terminal Height Inches (mm) 1.75 (44)</p> <p>Torque Values in-lb (Nm) 95 – 105 (11 – 12)</p> <p>Bolt 5/16"</p> |

VENT CAP OPTIONS

| Flip Top | Bayonet |
|--|---|
|  |  |

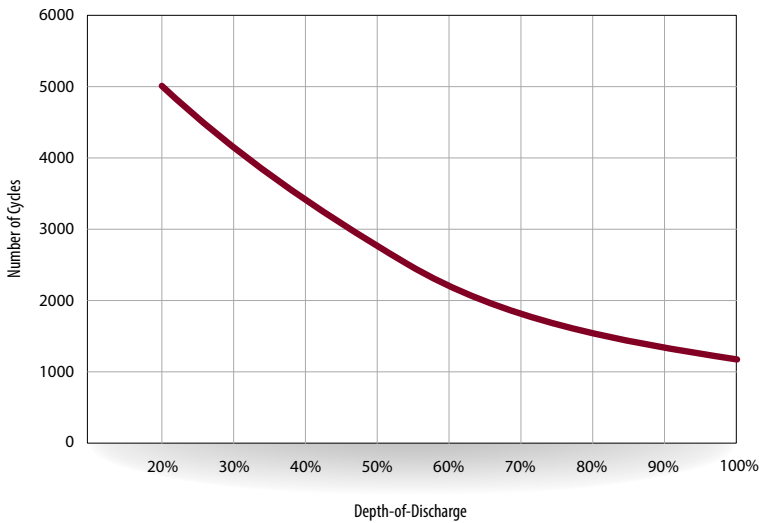
BATTERY DIMENSIONS (shown with IND)



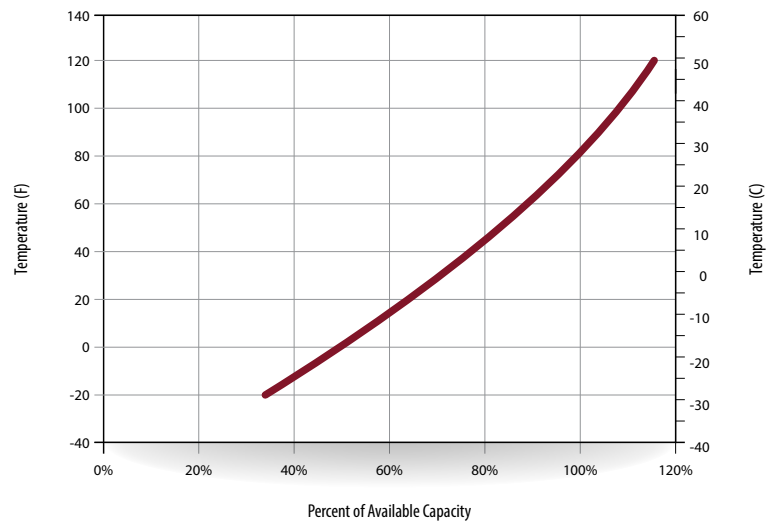
CAPACITY AMP-HOURS (AH)

| Cutoff Voltage | 5-Hr | 10-Hr | 20-Hr | 48-Hr | 72-Hr | 100-Hr | 240-Hr |
|----------------|------|-------|-------|-------|-------|--------|--------|
| 1.75 vpc | 1215 | 1368 | 1520 | 1784 | 1899 | 1954 | 1960 |
| 1.80 vpc | 1095 | 1290 | 1459 | 1737 | 1853 | 1926 | 1931 |
| 1.85 vpc | 995 | 1164 | 1340 | 1552 | 1691 | 1815 | 1819 |
| 1.90 vpc | 726 | 940 | 1120 | 1298 | 1437 | 1612 | 1615 |

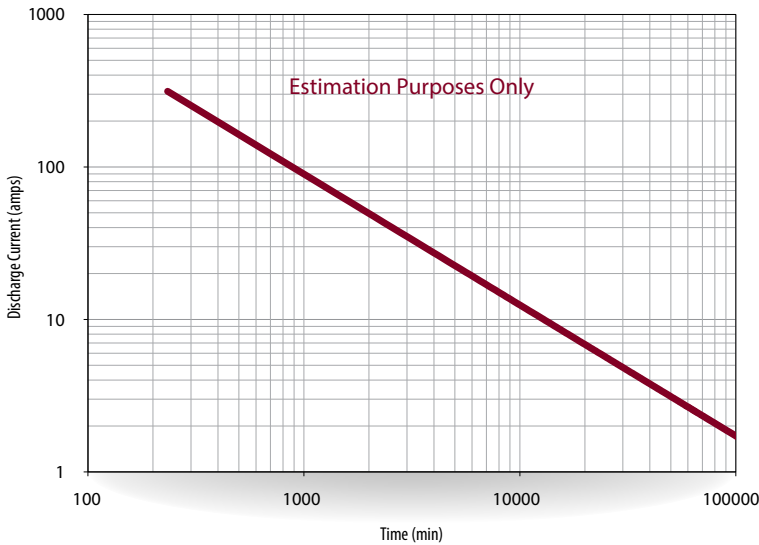
TYPICAL CYCLE LIFE IN A STATIONARY APPLICATION



PERCENT CAPACITY VS. TEMPERATURE



TROJAN IND27-2V PERFORMANCE



EXPECTED LIFE VS. TEMPERATURE

Chemical reactions internal to the battery are driven by voltage and temperature. The higher the battery temperature, the faster chemical reactions will occur. While higher temperatures can provide improved discharge performance the increased rate of chemical reactions will result in a corresponding loss of battery life. As a rule of thumb, for every 10°C increase in temperature the reaction rate doubles. Thus, a month of operation at 35°C is equivalent in battery life to two months at 25°C. Heat is an enemy of all lead acid batteries, FLA, AGM and gel alike and even small increases in temperature will have a major influence on battery life.

- A. The number of minutes a battery can deliver when discharged at a constant rate at 80°F (27°C) and maintain a voltage above 1.75 V/cell. Capacities are based on peak performance.
- B. The amount of amp-hours (AH) a battery can deliver when discharged at a constant rate at 80°F (27°C) and maintain a voltage above 1.75 V/cell. Capacities are based on peak performance.
- C. Dimensions may vary depending on type of handle or terminal. Batteries should be mounted with 0.5 inches (12.7 mm) spacing minimum.

SMART CARBON™

Deep-cycle batteries used in off-grid and unstable grid applications are heavily cycled at partial state of charge (PSOC). Operating at PSOC on a regular basis can quickly diminish the overall life of a battery, which results in frequent and costly battery replacements. To address the impact of PSOC on deep-cycle batteries in renewable energy (RE), inverter backup and telecom applications, Trojan Battery has now included Smart Carbon™ as a standard feature in its Industrial and Premium flooded battery lines.

- D. C.C.A. (Cold Cranking Amps) - the discharge load in amperes which a new, fully charged battery can maintain for 30 seconds at 0°F (-18°C) at a voltage above 1.2 V/cell.
- E. C.A. (Cranking Amps) - the discharge load in amperes which a new, fully charged battery can maintain for 30 seconds at 32°F (0°C) at a voltage above 1.2 V/cell. This is sometimes referred to as marine cranking amps @ 32°F or M.C.A. @ 32°F.
- F. Height taken from bottom of the battery to the highest point on the battery. Heights may vary depending on type of terminal.
- G. Terminal images are representative only.