

MODEL **27-Gel**  
 VOLTAGE **12**  
 CAPACITY **91Ah @ 20Hr**  
 MATERIAL **Polypropylene**  
 BATTERY **VRLA GEL / Non-Spillable / Maintenance-Free**  
 COLOR **Maroon (case) Grey (cover)**  
 WATERING **No Watering Required**



**12 VOLT**

**PHYSICAL SPECIFICATIONS**

BCI	MODEL NAME	TERMINAL TYPE <sup>£</sup>	DIMENSIONS <sup>¢</sup> INCHES (mm)			WEIGHT <sup>£</sup> LBS. (kg)	INSTALLATION ORIENTATION
			LENGTH	WIDTH	HEIGHT <sup>¤</sup>		
27	27-GEL	7				62 (28)	Horizontal and Vertical
			12.73 (323)	6.38 (162)	9.26 (235)		

**ELECTRICAL SPECIFICATIONS**

VOLTAGE	CAPACITY <sup>^</sup> MINUTES	CAPACITY <sup>^</sup> AMP-HOURS (Ah)				ENERGY (kWh)	INTERNAL RESISTANCE (mΩ)	SHORT CIRCUIT CURRENT (amps)
		5-Hr	10-Hr	20-Hr	100-Hr			
12	@ 25 Amps					100-Hr	-	-
	179	76	84	91	100			

**CHARGING INSTRUCTIONS**

CHARGER VOLTAGE SETTINGS (AT 77°F/25°C)				
SYSTEM VOLTAGE	12V	24V	36V	48V
Maximum Charge Current (A)	13% of C <sub>20</sub>			
Absorption Voltage (2.40 V/cell)	14.40	28.80	43.20	57.60
Float Voltage (2.25 V/cell)	13.50	27.00	40.50	54.00

Do not install or charge batteries in a sealed or non-ventilated compartment. Constant under or overcharging will damage the battery and shorten its life as with any battery.

**CHARGING TEMPERATURE COMPENSATION**

ADD	SUBTRACT
0.003 volt per cell for every 1°C below 25°C 0.0017 volt per cell for every 1°F below 77°F	0.003 volt per cell for every 1°C above 25°C 0.0017 volt per cell for every 1°F above 77°F

**OPERATIONAL DATA**

OPERATING TEMPERATURE	SELF DISCHARGE
-4°F to 113°F (-20°C to +45°C). At temperatures below 32°F (0°C) maintain a state of charge greater than 60%.	Less than 3% per month depending on storage temperature conditions

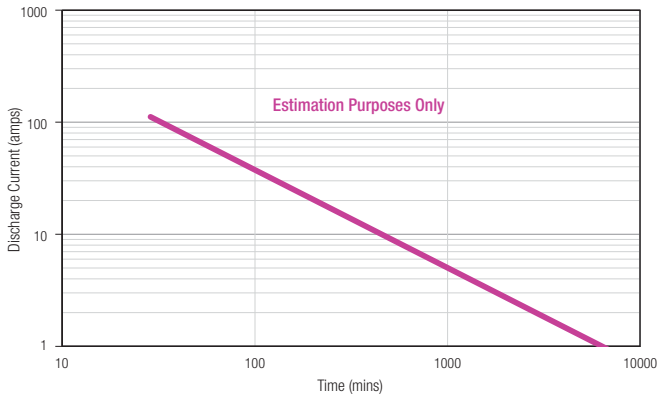
**RECYCLE RESPONSIBLY**



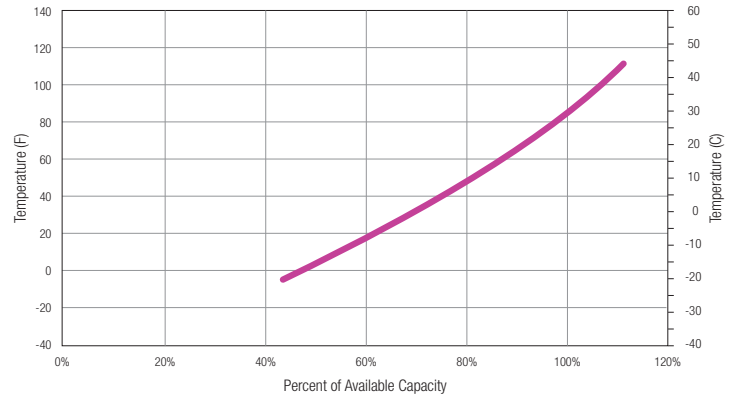
**STATE OF CHARGE MEASURE OF OPEN-CIRCUIT VOLTAGE**

PERCENTAGE CHARGE	CELL	12 VOLT
100	2.14	12.84
75	2.11	12.66
50	2.06	12.36
25	2.00	12.00
0	1.97	11.82

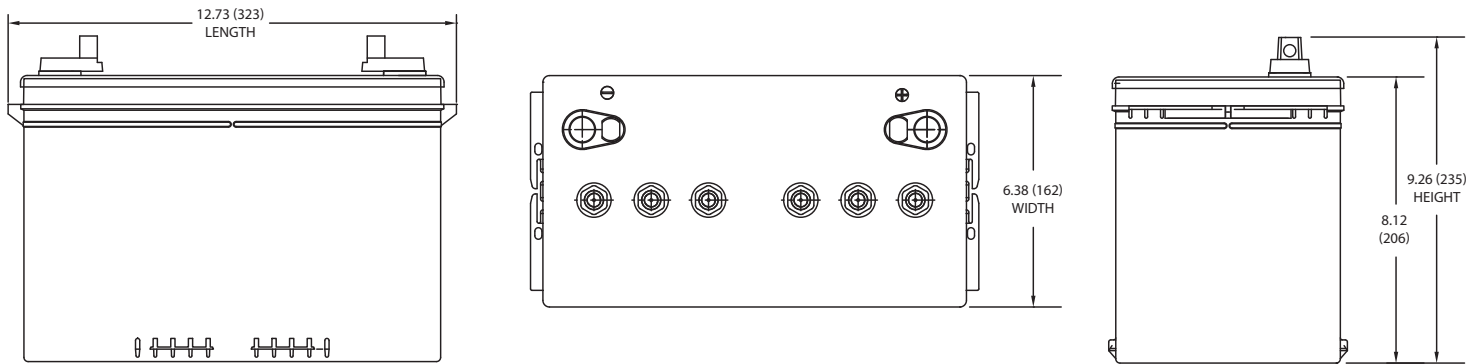
## TROJAN 27-GEL PERFORMANCE




## PERCENT CAPACITY VS. TEMPERATURE



## BATTERY DIMENSIONS (shown with UT)



## TERMINAL CONFIGURATIONS<sup>E</sup>

7	UT	UNIVERSAL TERMINAL
		<p><b>Terminal Height Inches (mm)</b> 1.10 (28)</p> <p><b>Torque Values in-lb (Nm)</b> 95 – 105 (11 – 12)</p> <p><b>Bolt</b> 5/16" – 18</p>

- A. The number of minutes a battery can deliver when discharged at a constant rate at 80°F (27°C) and maintain a voltage above 1.75 V/cell. Capacities are based on peak performance.
- B. The amount of amp-hours (Ah) a battery can deliver when discharged at a constant rate at 80°F (27°C) and maintain a voltage above 1.75 V/cell. Capacities are based on peak performance.
- C. Dimensions are based on nominal size. Dimensions may vary depending on type of handle or terminal. Batteries to be mounted with .5 inches (12.7 mm) spacing minimum.

- D. Dimensions taken from bottom of the battery to the highest point on the battery. Heights may vary depending on type of terminal.
- E. Terminal images are representative only.
- F. Weight may vary.



Designed in compliance with applicable BCI, DIN, BS and IEC standards. Tested in compliance to BCI and IEC standards.