

SLB-0112

Single Arm Side of Pole/Wall Mount Bracket (For use with Solarland® SLP010 - SLP040 Panels)

The Solarland® SLB-0112 has been specifically designed to use with the Solarland® SLP Series panels ranging in size from 10W - 40W. This single arm fixed bracket provides a safe and secure mount to a pole, wall, fence or any flat surface.

Specifications

Mounting Type	Single Arm Side of Pole/Wall Mount
Module Type	Specifically designed to work with Solarland® SLP series panels, but can be adapted for use with other panels
Number of Modules	Mounts 1 Panel
Setting Angle	0°~90°
Wind Load	Designed to withstand wind speeds of 90mph
Snow Loading	1.1kN/m ²
Warranty	5 Years



Components and Parts

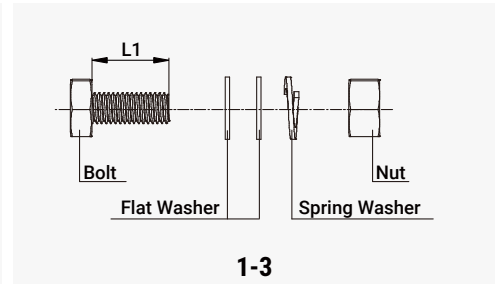
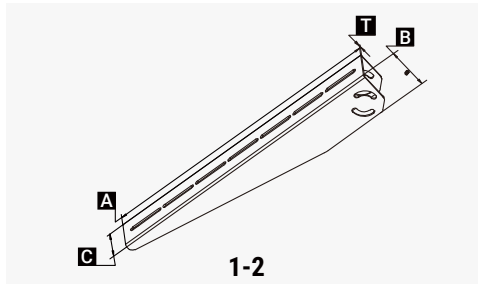
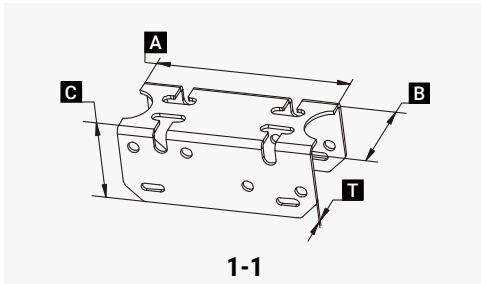
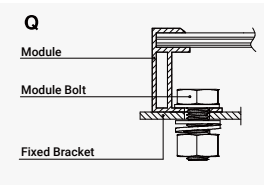
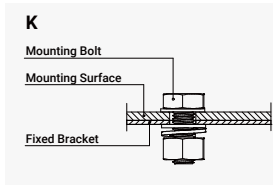
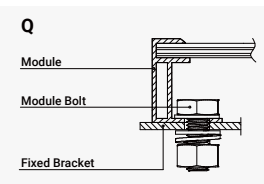
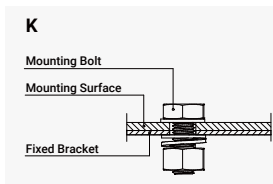
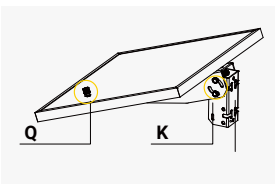


Diagram	Component	Material	Surface Treatment	Quantity	Dimensions
1-1	Fixed Bracket	5052Al	N/A	1	A=160mm[6.30in.], B=69mm[2.72in.], C=66mm[2.60in.], T=3.0mm[0.12in.]
1-2	Tilt Arm	5052Al	N/A	1	A=550mm[21.65in.], B=82mm[3.23in.], C=76mm[2.99in.], T=3.0mm[0.12in.]
1-3-1	Module Bolt	AISI304	N/A	2	M8X20mm[0.79in.]
1-3-2	Mounting Bolt	AISI304	N/A	4	M8X20mm[0.79in.]

*Note: U-Bolt is NOT provided with the kit.

Mounting Diagram



Note:

- When using this kit with another brand of panel, you may need to change the module bolts to suit the mounting holes on the panel.