




Sol-Ark Commercial Energy Solutions




Unlocking the Full Energy Value for Commercial


Reduce Electricity Demand Charges



Improve Energy Resilience Both Behind and in Front of the Meter



Leverage Storage as a Competitive Advantage



Optimize Energy Use



Gain New Revenue by Selling Excess Energy Back to the Local Utility



Rooftop

Easy retrofit with including AC coupling interconnection port up to 2X solar capacity or DC-couple directly onto the inverter



Ground Mount

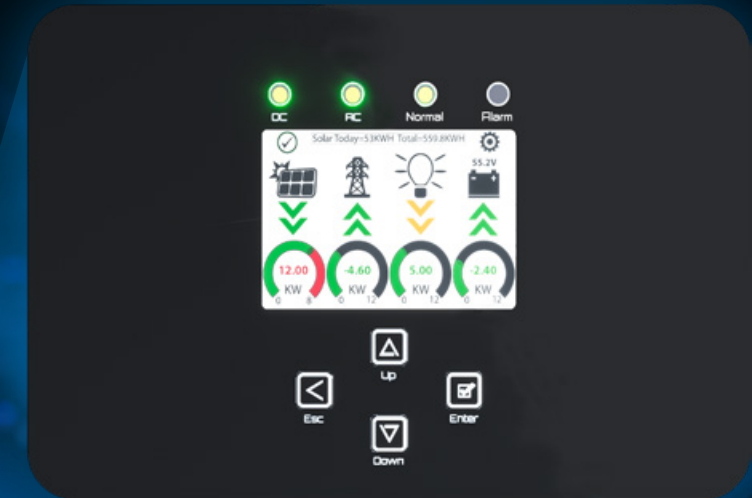
Rugged and space efficient outdoor ratings to accommodate a wide variety of project environments with or without batteries



Carports, EV Charging Stations, Mechatron EV Carports

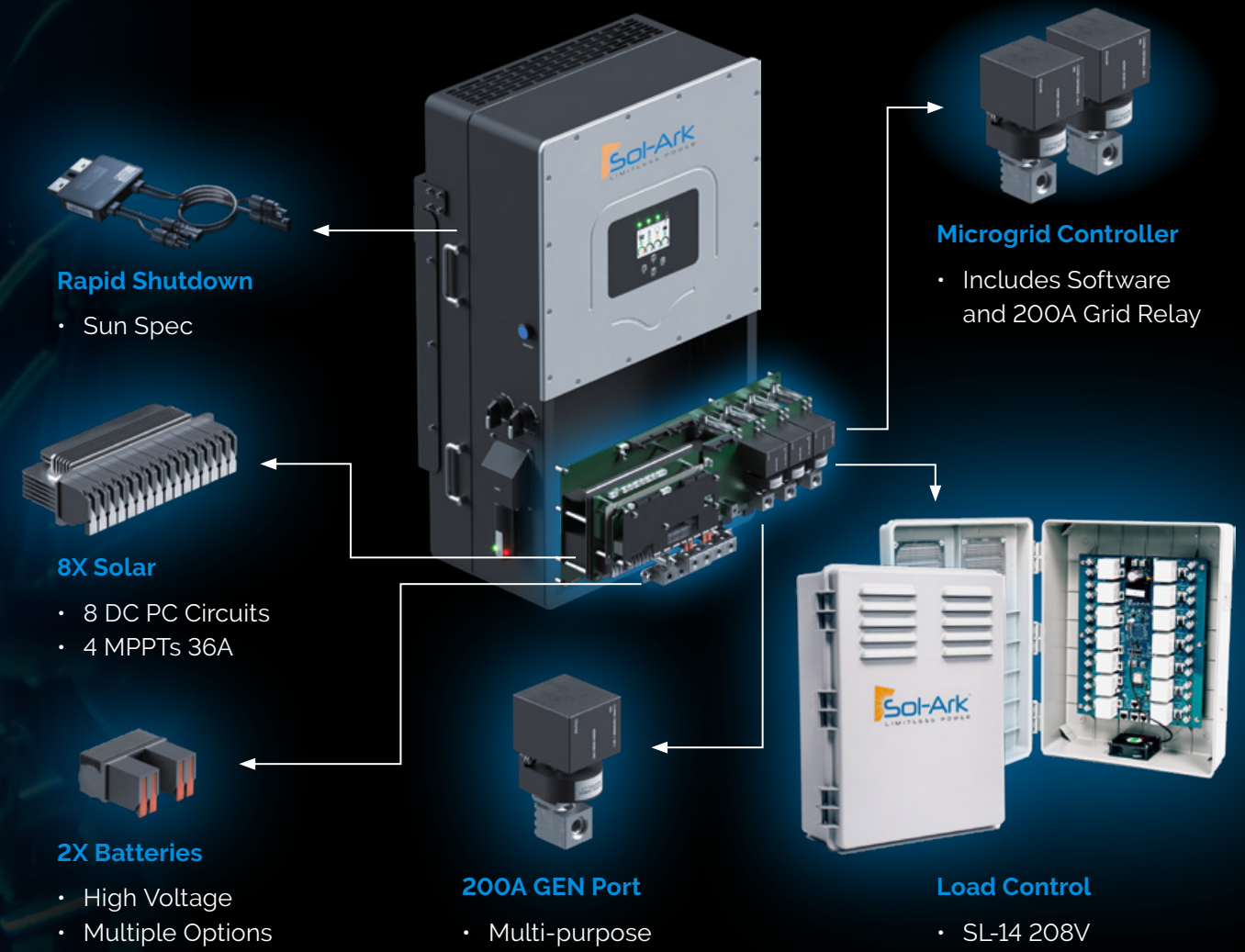
DC-couple to the inverters and use the included GEN port for easy and controlled EV-charging interconnectivity

Seamless UPS
Modular Architecture
Battery Agnostic



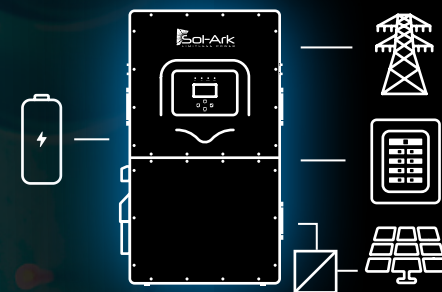
Flexible Hardware for Every Job Site

Whether it's new construction, solar retrofit, site expansion, electric vehicles, or batteries only, Sol-Ark provides hardware solutions for your entire fleet.



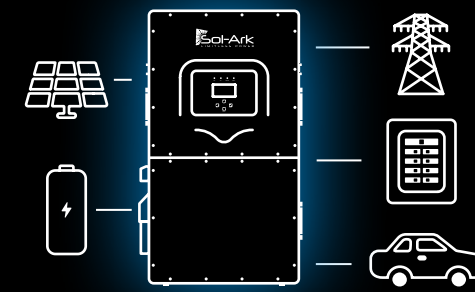
AC Coupling

Easily retrofit very large solar arrays and add batteries with no change to existing solar strategy.



DC Coupling

Connect solar directly, using the GEN port for EV charging or gas generator controls.



Battery Only

Target electric bill savings, provide short duration backup, and expand site capability.



Driving Commercial Energy Resilience

Commercial & Industrial

| | |
|-------------------------|-------------------------------|
| Product Suite | 30K-3P-208V, 60K-3P-480V |
| Max PV Power to Battery | 30,000W (30K) – 60,000W (60K) |
| CEC Efficiency | 96.5% |
| Standard Warranty | 10 Years |

Sol-Ark revolutionary commercial hybrid inverters simplify adding storage to commercial buildings. The Sol-Ark 30K provides native 208V three-phase electricity out-of-box, and the Sol-Ark 60K is 480V. Both include a microgrid controller, allowing savings to be optimized when grid connected and automatically isolated during power outages.

Both the 30K and 60K are stackable to 12 units of high voltage battery bank options, increasing project size and site flexibility. A multi-use port provides flexible interconnect to a variety of devices, including AC coupling, EV chargers, generator, or outdoor service panels.



AI-Powered Smart Load Management

14 x 100A Channels, up to 600V

Ensure Quality Performance with Backup Circuit Prioritization

Enhances Inverter Power by 2X and Battery by 30%

Smart, In-Platform Software powered by Sol-Ark

Convenient Installation Next to Existing Load Panel

Advanced State-of-Charge and Time Shift Controls



Limitless Lithium™

Battery Energy Storage System

IP55 Outdoor: L3 30K-HV-60-IP55 and L3 60K-HV-60-IP55



Features/Innovations



Fully integrated energy storage solution – hybrid Inverter, battery and fleet management



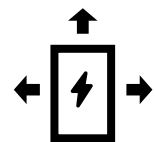
Built-in dual fire suppression including cabinet and packs



Integrated air conditioner for temperature control



Intelligent EMS, BMS and hybrid inverter technology



Supports up to 6 battery cabinets per Inverter



10-Year Warranty



Limitless Lithium™

Battery Energy Storage System


IP20 Indoor: L3 30K-HV-40-IP20 and L3 60K-HV-60-IP20



Features/Innovations



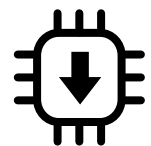
Prismatic cells offer maximum reliability, efficiency, and safety



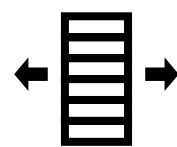
Automatic configuration of batteries and BMS



5kW packs include built-in fire suppression



Supports USB and wifi upgrade (optional), remote upgrade



Modular batteries can easily be connected in parallel or series to increase capacity or voltage



10-Year Warranty



Inside of the battery



BMS touch screen offers real-time intelligent monitoring and diagnostics

Modular Outdoor and Indoor Solutions



IP55 Outdoor: Up to 6 inverters / 36 battery cabinets
30k: 180kWac / 2.2 MWH / 235kWdc – 325kWac PV
60k: 360kWac / 2.2 MWH / 470kWdc – 750kWac PV



IP20 Indoor: Up to 12 inverters / 72 battery cabinets
30k: 360kWac / 4.3 MWH / 470kWdc – 650kWac PV
60k: 720kWac / 4.3 MWH / 940kWdc – 1.5MWac PV



Technical Specifications: 208V Outdoor and Indoor

| Battery Model: | L3 30K-HV-60-IP55 | L3 30K-HV-40-IP20 |
|--|---|-------------------|
| System Data | | |
| Compatible Inverter | Sol-Ark 30K-3P-208V-N | |
| Environmental Rating | Outdoor | Indoor |
| Cell Chemistry | Lithium Iron Phosphate | |
| Battery Cabinet Capacity | 61.44kWh | 40.96kWh |
| System Usable Energy ¹ | 55.30kWh | 36.86kWh |
| Inverter Grid/Gen/Load OCPD Rating | 200A | |
| Backup Capability Per Inverter | 30 kWac | |
| Max DC-Coupled Solar Per Inverter | 39 kWac | |
| Max AC-Coupled Solar Per Inverter | 54 kWac | |
| Max Battery Cabinets Per Inverter | 6 | |
| Min Battery Cabinets Per Inverter | 1 | |
| Inverter Stacks in Parallel | 6 ² | 8 |
| Recommend Depth of Discharge | 90% | |
| System Nominal Voltage | 307V | 410V |
| System Operating Voltage | 249.6V-350.4V | 332.8V-467.2V |
| Charge/Discharge Current ³ | | |
| • Recommend | 100A | 50A |
| • Nominal/Continuous | 100A | |
| • Peak Discharge (2 mins, 25°C) | 125A | |
| Combined Battery + Inverter Efficiency | 90% (25C, 0.5C) | |
| Dimension (feet) | 2.5W/3.5D/7.4H | 1.9W/1.9D/5.3H |
| Weight | 2095lbs | 1384lbs |
| Operating Temperature ⁴ | -22°F to 131°F | -4°F to 131°F |
| Humidity | 5%-85%RH | |
| Altitude | ≤2000m | |
| Storage Temperature | -4°F to 95°F | |
| Seismic Zone | 4 | |
| Communication Port | CAN2.0/RS485 | |
| Battery Module Specifications | | |
| Battery Modules in Series Per Cabinet | 6s2p | 8 |
| Battery Module Energy | 5.12kWh | |
| Battery Module Nominal Voltage | 51.2V | |
| Battery Module Nominal Capacity | 100Ah | |
| Battery Module Qty Per Cabinet | | |
| Warranty and Certification | | |
| Cycle Life | >6000 Cycles (77°F±7°F 0.5C/0.5C, EOL70%) | |
| Warranty ⁵ | 10 Years | |
| Certification | UL9540, UL9540a, UN38.3, CEC, JA12, IEC62477, IEC62619, VDE-AR-N 4105, IEC62109, VDE2510-50 | |

1. DC usable energy, test conditions: 90% DOD, 0.3C charge and discharge at 25°C. System usable energy may vary due to system configuration parameters.
2. For larger outdoor installations, use the Sol-Ark Mega Ark.
3. The current is affected by temperature and SOC.
4. Charging disconnects below 32°F. Derating occurs above 113°F. Ambient temperature may exceed operating range on IP55 model if using included climate controls. See Sol-Ark technical sales for planning outdoor sites outside of operating temperature range.
5. Battery warranty expires at 6000 cycles or 10-year term, whichever occurs first. 5-year extended warranty option available for inverter only.

Technical Specifications: 480V Outdoor and Indoor

| Battery Model: | L3 60K-HV-60-IP55 | L3 60K-HV-60-IP20 |
|--|---|-------------------|
| System Data | | |
| Compatible Inverter | Sol-Ark 60K-3P-480V-N | |
| Environmental Rating | Outdoor | Indoor |
| Cell Chemistry | Lithium Iron Phosphate | |
| Battery Cabinet Capacity | 61.44kWh | |
| System Usable Energy ¹ | 55.30kWh | |
| Inverter Grid/Gen/Load OCPD Rating | 200A | |
| Backup Capability Per Inverter | 60 kWac | |
| Max DC-Coupled Solar Per Inverter | 78 kWac | |
| Max AC-Coupled Solar Per Inverter | 125 kWac | |
| Max Battery Cabinets Per Inverter | 6 | |
| Min Battery Cabinets Per Inverter | 1 | |
| Inverter Stacks in Parallel | 6 ² | 12 |
| Recommend Depth of Discharge | 90% | |
| System Nominal Voltage | 614.4V | |
| System Operating Voltage | 499.2V-700V | |
| Charge/Discharge Current ³ | | |
| • Recommend | 50A | |
| • Nominal/Continuous | 100A | |
| • Peak Discharge (2 mins, 25°C) | 125A | |
| Combined Battery + Inverter Efficiency | 90% (25C, 0.5C) | |
| Dimension (feet) | 2.5W/3.5D/7.4H | 1.9W/1.9D/7.4H |
| Weight | 2095lbs | 1705lbs |
| Operating Temperature ⁴ | -22°F to 131°F | -4°F to 131°F |
| Humidity | 5%-85%RH | |
| Altitude | ≤2000m | |
| Storage Temperature | -4°F to 95°F | |
| Seismic Zone | 4 | |
| Communication Port | CAN2.0/RS485 | |
| Battery Module Specifications | | |
| Battery Modules in Series Per Cabinet | 12 | |
| Battery Module Energy | 5.12kWh | |
| Battery Module Nominal Voltage | 51.2V | |
| Battery Module Nominal Capacity | 100Ah | |
| Battery Module Qty Per Cabinet | | |
| Warranty and Certification | | |
| Cycle Life | >6000 Cycles (77°F±7°F 0.5C/0.5C, EOL70%) | |
| Warranty ⁵ | 10 Years | |
| Certification | UL9540, UL9540a, UN38.3, CEC, JA12, IEC62477, IEC62619, VDE-AR-N 4105, IEC62109, VDE2510-50 | |

1. DC usable energy, test conditions: 90% DOD, 0.3C charge and discharge at 25°C. System usable energy may vary due to system configuration parameters.
2. For larger outdoor installations, use the Sol-Ark Mega Ark.
3. The current is affected by temperature and SOC.
4. Charging disconnects below 32°F. Derating occurs above 113°F. Ambient temperature may exceed operating range on IP55 model if using included climate controls. See Sol-Ark technical sales for planning outdoor sites outside of operating temperature range.
5. Battery warranty expires at 6000 cycles or 10-year term, whichever occurs first. 5-year extended warranty option available for inverter only.

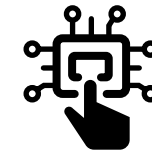
Mega Ark

500kW+ Turnkey Containerized Solutions

To be released mid-year 2024



Features/Innovations



Pre-Engineered

Designed with precise equipment selection to maximize efficiency, reliability and lifespan



Factory Tested

Factory built solution integrates comprehensive safety features



Plug-and-Play

Includes all batteries, power conversion, coupling transformer, safety features, cooling, and protection and controls



Integrated air conditioner for temperature control



Built-in dual fire suppression including cabinet and packs

Energy Efficiency,
Independence
and Resilience.
Delivered.

Peak Shaving

Grid Support

Intermittent Power Generation

Charging Infrastructure


Islanding Options

Time of Use

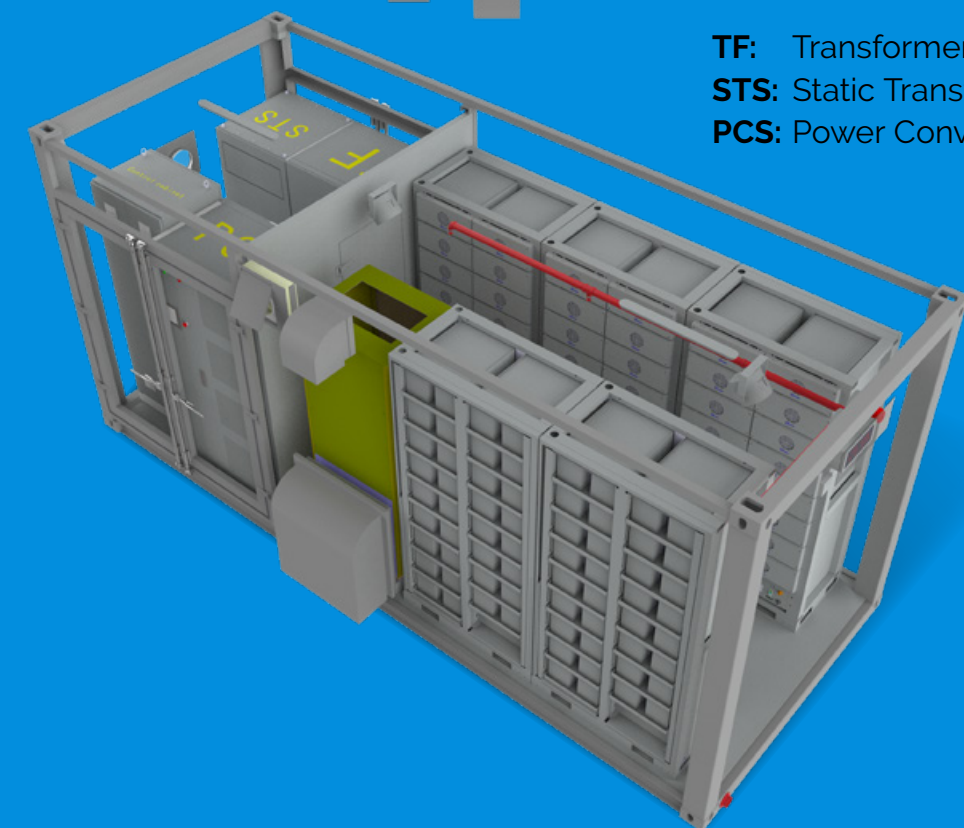
Multi-Use Applications

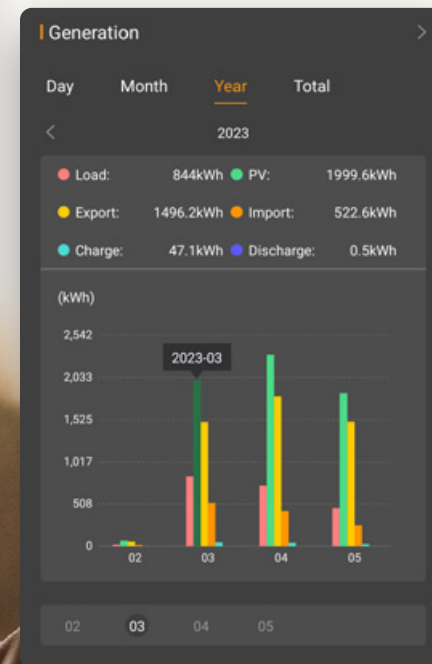
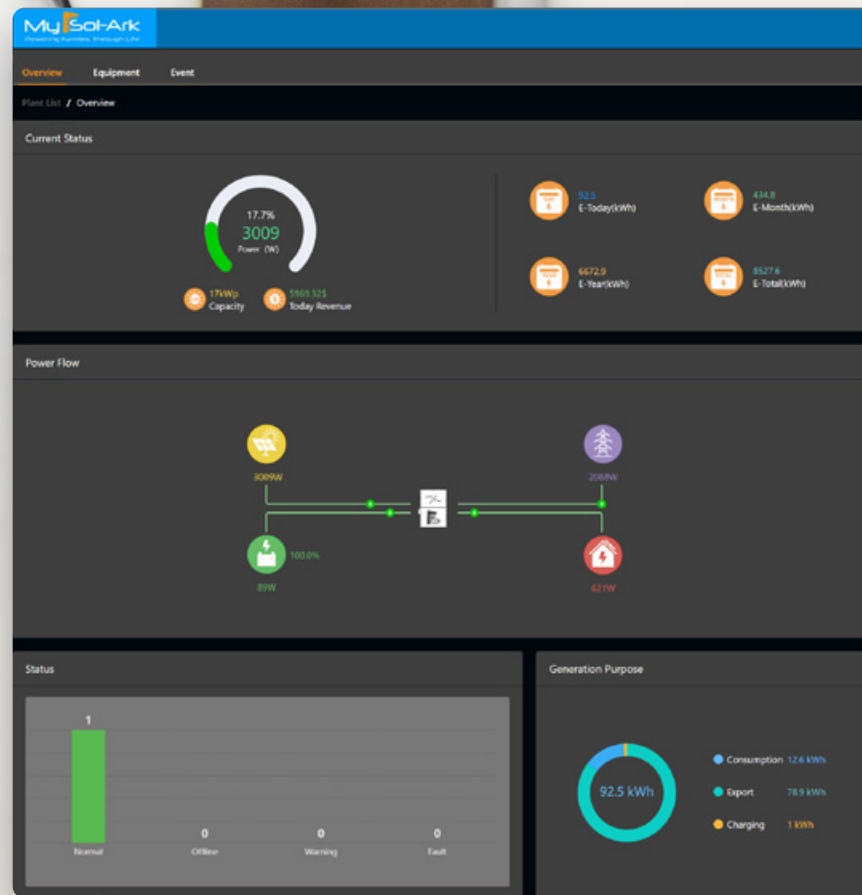
Technical Specifications: Mega Ark

| System Specification | |
|---------------------------------|--|
| AC Output/Input Power | 500kW |
| AC Output Frequency and Voltage | 50/60Hz; 480Vac |
| Grid Type | 3W Custom Transformer |
| THD | <3% |
| Power Factor | -1 to +1 |
| System Communication | ETH |
| Black Start | Yes |
| Fire Detection | Heat and Smoke Detection and Extinguishment |
| Fire Alarm | Alarm Panel, Strobes and Horns with UPS Backup |
| Aux Load | 10kW |
| Auxiliary Power Interface | 208Vac, 3W+N+PE |
| Auxiliary Power Back Up | 30 mins (Important Load) |
| Local Emergency Stop | Yes |
| Remote Stop/Shut-off | Yes |
| Battery Technical Specification | |
| Energy Configuration | 1060kWh |
| Battery Operating Voltage | 642V-868V |
| Battery Communication | CAN, RS485 |
| Pack Configuration | 1P14S (14 Cells) |
| Rack Configuration | 1P238S (17 Packs) |
| Stack Configuration | 5*1P238S (5 Racks) |
| Other Technical Specification | |
| Dimension (feet) | 19.9W/8D/9.5H |
| Weight Approximate | 18.2 tons |
| IP Rating of Enclosure | IP54 |
| Selismic Parameter | Zone 4 |
| Noise @1m Distance | ≤75 dB |
| Operating Temperature Range | -22°F to 140°F (> 113°F Derating) |
| Relative Humidity | ≤95% (Non Condensing) |



TF: Transformer
STS: Static Transfer Switch
PCS: Power Conversion System





Monitor and Manage Your Energy from Anywhere

Maximize energy performance of every circuit with smart load management

Automate business backup

Optimize demand response with Peak Shaving

Analyze how much energy was made, used, stored and sold back to the grid

Check the health of the battery

Remote commissioning and settings adjustment

Future Proof. Battery Technology for Today and Tomorrow.

Battery technology is constantly evolving. Sol-Ark's industry leading software architecture enables pairing the best battery for the solution — today and in the future.



A Selection of
Our Industry Leading
Battery Partners



Our Industry Solutions



Data Center



Telecommunications



Oil & Gas



Military



Pharmaceutical



Industrial Automation



Big Box Retail



Financial Institutions



Pharmacies



Gas Stations



Restaurants



Education



Agriculture



Disaster Relief



Wineries



We're innovators...

who solve the most critical energy storage challenges every day

About Sol-Ark

A global energy technology leader

Deep engineering expertise in smart energy solutions

A track record of results. For over a decade, Sol-Ark has been solving complex energy challenges with innovation and technology

Powered by a vast ecosystem including thousands of distributors, installers, EPCs, integrators, and battery manufacturers

Trusted by global Fortune 500 companies in telecommunications, retail, big tech, restaurants, and the largest space agency in the world

The logo for the EY Entrepreneur of the Year award, featuring a stylized 'EY' monogram and the text 'EY ENTREPRENEUR OF THE YEAR'.

Tom Brennan, CEO and CTO of Sol-Ark, is a 2023 winner of the E&Y Entrepreneur of the Year[®], the world's most prestigious business award for entrepreneurs



sol-ark.com