

SOLAR'S MOST TRUSTED



REC N-PEAK 2 BLACK SERIES

PREMIUM FULL BLACK MONO
N-TYPE SOLAR PANELS



MONO N-TYPE: THE
MOST EFFICIENT C-SI
TECHNOLOGY



NO LIGHT INDUCED
DEGRADATION



SUPER-STRONG
FRAME UP TO 7000 PA
SNOW LOAD



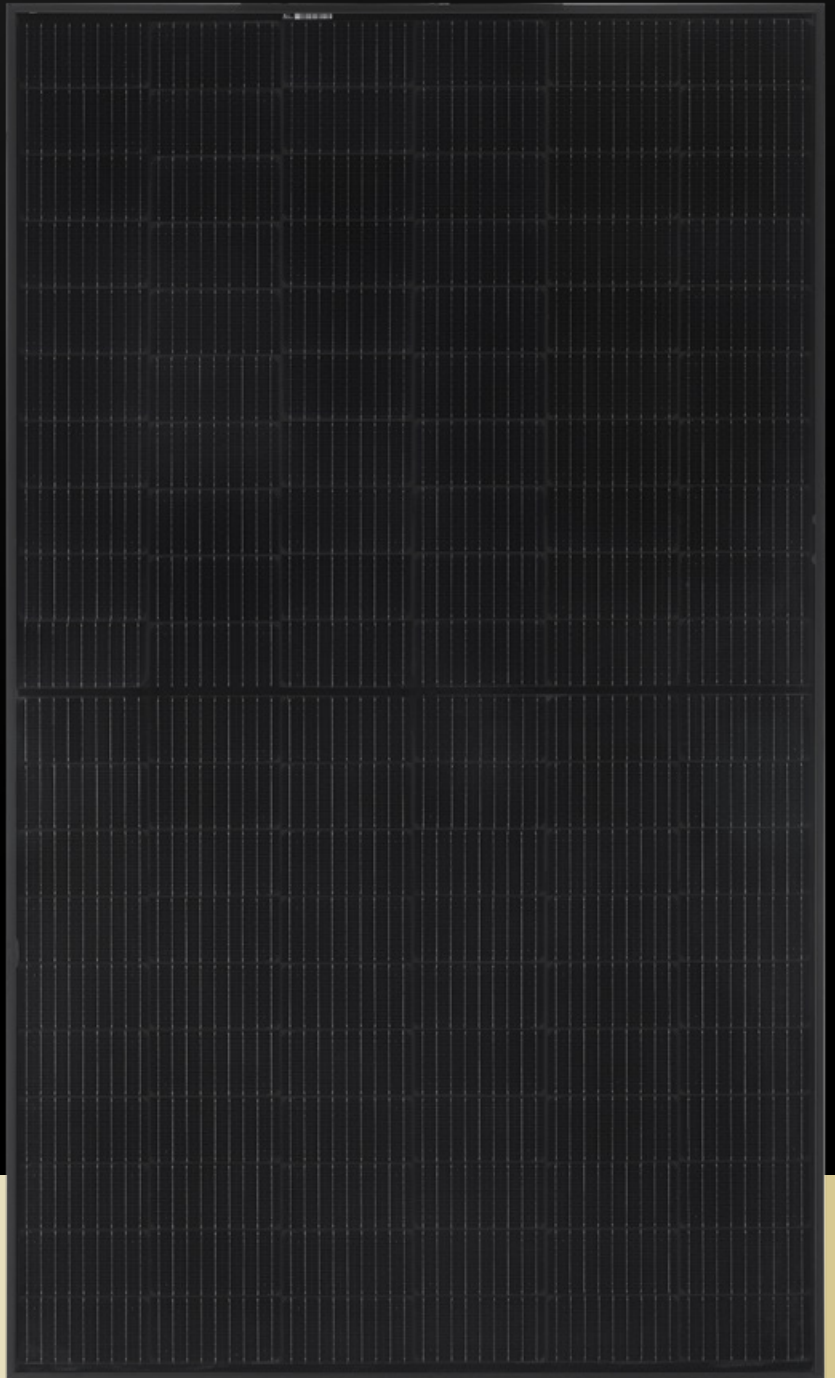
FLEXIBLE
INSTALLATION
OPTIONS



FEATURING REC'S
PIONEERING
TWIN DESIGN



HIGH POWER
FOR 25 YEARS

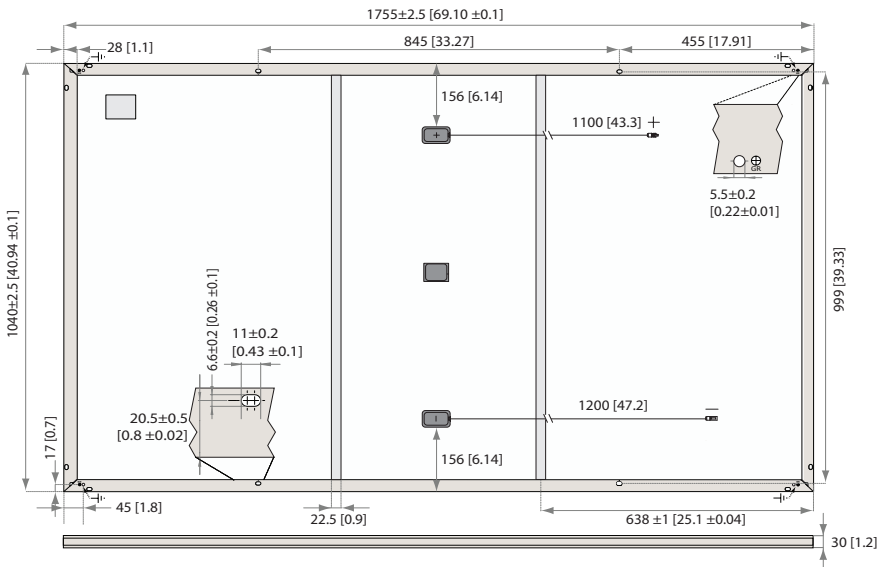


370
WP
POWER



ELIGIBLE

REC N-PEAK 2 BLACK SERIES



Measurements in mm [in]

ELECTRICAL DATA @ STC

Product code*: RECxxxNP2 Black

	355	360	365	370
Nominal Power - P_{MAX} (Wp)	355	360	365	370
Watt Class Sorting - (W)	0/+5	0/+5	0/+5	0/+5
Nominal Power Voltage - V_{MPP} (V)	33.5	33.9	34.3	34.7
Nominal Power Current - I_{MPP} (A)	10.60	10.62	10.65	10.68
Open Circuit Voltage - V_{OC} (V)	40.7	40.8	40.9	41.1
Short Circuit Current - I_{SC} (A)	11.27	11.31	11.36	11.41
Panel Efficiency (%)	19.4	19.7	20.0	20.3

Values at standard test conditions (STC: air mass AM1.5, irradiance 1000 W/m², temperature 25°C), based on a production spread with a tolerance of P_{MAX} , V_{OC} & I_{SC} ±3% within one watt class. * Where xxx indicates the nominal power class (P_{MAX}) at STC above.

ELECTRICAL DATA @ NOCT

Product code*: RECxxxNP2 Black

	268	272	276	280
Nominal Power - P_{MAX} (Wp)	268	272	276	280
Nominal Power Voltage - V_{MPP} (V)	31.3	31.7	32.1	32.5
Nominal Power Current - I_{MPP} (A)	8.56	8.58	8.60	8.63
Open Circuit Voltage - V_{OC} (V)	38.1	38.2	38.2	38.4
Short Circuit Current - I_{SC} (A)	9.10	9.13	9.18	9.22

Nominal operating cell temperature (NOCT: air mass AM1.5, irradiance 800 W/m², temperature 20°C, windspeed 1 m/s). * Where xxx indicates the nominal power class (P_{MAX}) at STC above.

CERTIFICATIONS

IEC 61215:2016, IEC 61730:2016, UL 61730 (Pending)
ISO 14001:2004, ISO 9001:2015, OHSAS 18001:2007, IEC 62941



WARRANTY

	Standard	RECProTrust	
Installed by an REC Certified Solar Professional	No	Yes	Yes
System size	any	≤25kW	25-500kW
Product Warranty (yrs)	20	25	25
Power Warranty (yrs)	25	25	25
Labor Warranty (yrs)	0	25	10
Power in Year 1	98%	98%	98%
Annual Degradation	0.25%	0.25%	0.25%
Power in Year 25	92%	92%	92%

See warranty documents for details. Some conditions apply.

GENERAL DATA

Cell type:	120 half-cut mono c-Si n-type cells 6 strings of 20 cells in series
Glass:	0.13" (3.2 mm) solar glass with anti-reflection surface treatment
Backsheet:	Highly resistant polymeric construction (black)
Frame:	Anodized aluminum (black)
Junction box:	3-part, 3 bypass diodes, IP68 rated in accordance with IEC 62790
Cable:	12 AWG (4 mm ²) PV wire, 43 + 47" (1.1 m + 1.2 m) in accordance with EN 50618
Connectors:	Stäubli MC4 PV-KBT4/KST4, 12 AWG (4 mm ²) in accordance with IEC 62852 IP68 only when connected
Origin:	Made in Singapore

MECHANICAL DATA

Dimensions:	69.1 x 40.94 x 1.2 in (1755 x 1040 x 30 mm)
Area:	19.70 sq ft (1.83 m ²)
Weight:	44.0 lbs (20.0 kg)

MAXIMUM RATINGS

Operational temperature:	-40 ... +85°C
Maximum system voltage:	1000 V
Maximum test load (front):	+7000 Pa (146 psf)*
Maximum test load (rear):	-4000 Pa (83.5 psf)*
Max series fuse rating:	25 A
Max reverse current:	25 A

* See installation manual for mounting instructions.
Design load = Test load / 1.5 (safety factor)

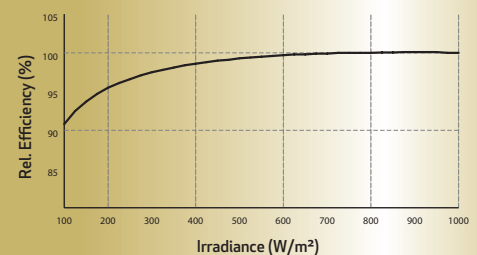
TEMPERATURE RATINGS *

Nominal Operating Cell Temperature:	44.3°C (±2°C)
Temperature coefficient of P_{MAX} :	-0.34 %/°C
Temperature coefficient of V_{OC} :	-0.26 %/°C
Temperature coefficient of I_{SC} :	0.04 %/°C

*The temperature coefficients stated are linear values

LOW LIGHT BEHAVIOUR

Typical low irradiance performance of module at STC.



Founded in 1996, REC Group is an international pioneering solar energy company dedicated to empowering consumers with clean, affordable solar power. As Solar's Most Trusted, REC is committed to high quality, innovation, and a low carbon footprint in the solar materials and solar panels it manufactures. Headquartered in Norway with operational headquarters in Singapore, REC also has regional hubs in North America, Europe, and Asia-Pacific.

