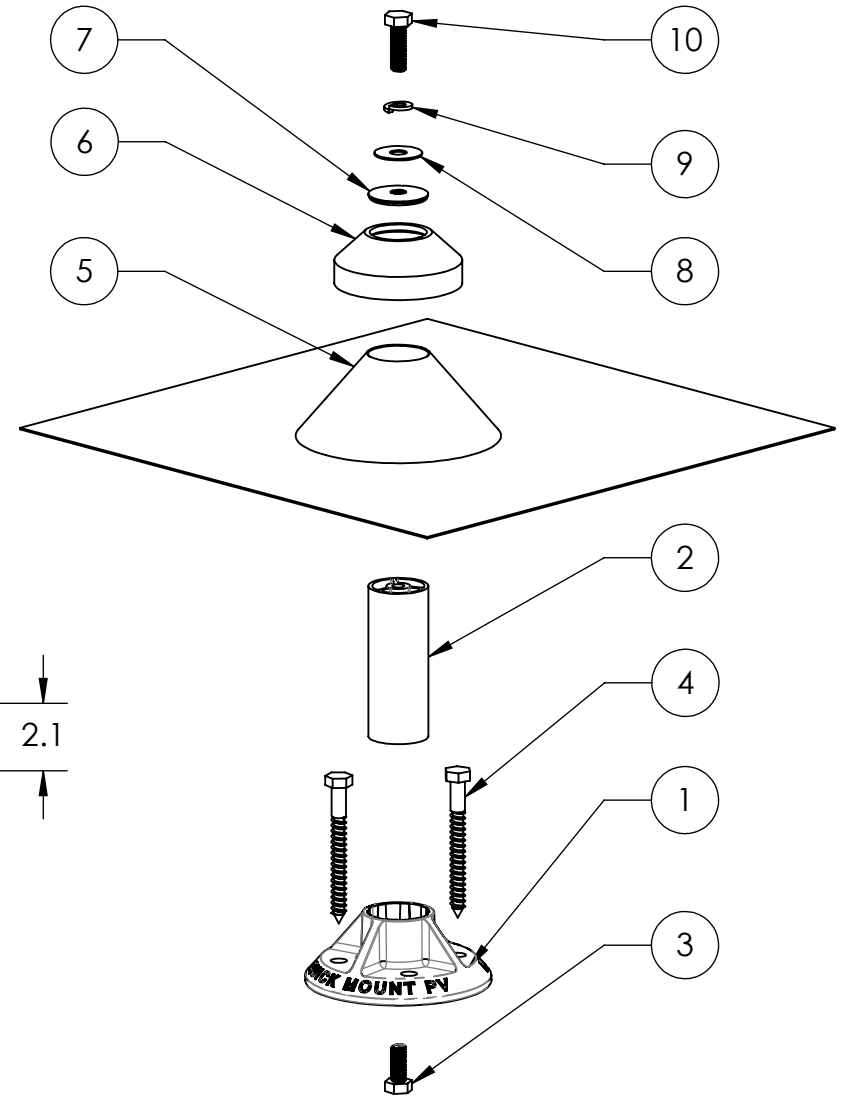
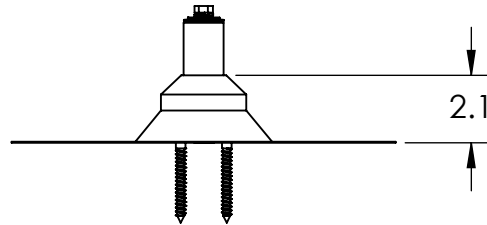
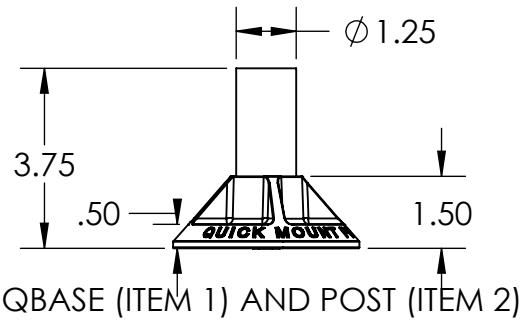
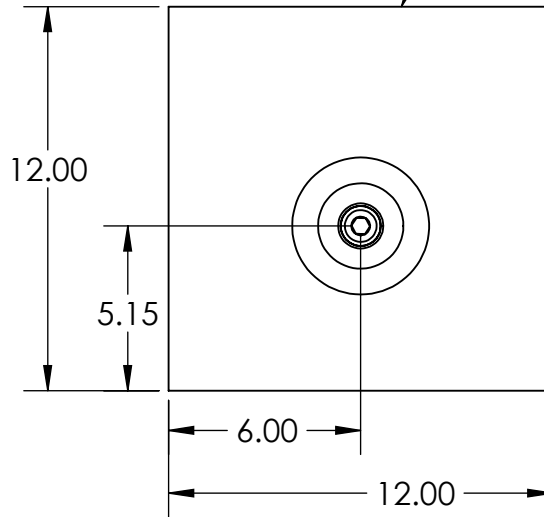
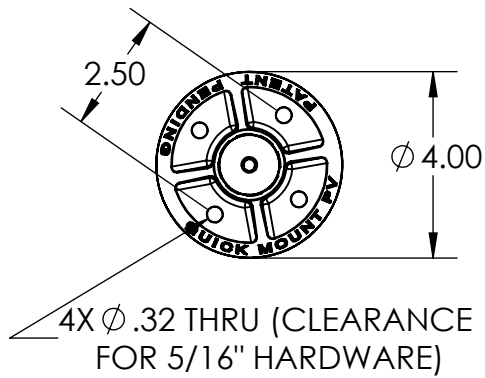


THIS EDGE TOWARDS ROOF RIDGE



ITEM NO.	DESCRIPTION	QTY.
1	QBASE, 1-1/4" ID, FOR 5/16" HARDWARE, A360.1 CAST AL	1
2	POST, 1-1/4" OD X 3-1/4", 6063-T5, MILL	1
3	CAP SCREW, HEX HEAD, 5/16"-18 X 3/4" UNC-2A, GRADE 8	1
4	LAG SCREW, HEX HEAD, 5/16" X 3", ZINC	2
5	FLASHING, SPUN CONE, 12" X 12" X .032" - 3003	1
6	COLLAR, COUNTER FLASHING, 1-1/4" ID EPDM	1
7	WASHER, SEALING, 5/16" ID X 1-1/4" OD, EPDM BONDED SS	1
8	WASHER, FENDER, 5/16" ID X 1" OD, 18-8 SS	1
9	WASHER, SPLIT-LOCK, 5/16" ID, 18-8 SS	1
10	CAP SCREW, HEX HEAD, 5/16"-18 X 1", UNC-2A - 18-8 SS	1

POST AND FLASHING AVAILABLE IN MILL, CLEAR ANODIZED, AND DARK BRONZE ANODIZED FINISHES

Quick Mount PV[®]

TITLE: **QMNC:QBASE COMPOSITION MOUNT**

UNLESS OTHERWISE SPECIFIED: DIMENSIONS ARE IN INCHES TOLERANCES: FRACTIONAL ± 1/16 TWO PLACE DECIMAL ±.02 THREE PLACE DECIMAL ±.005	SIZE A	DRAWN BY: MPW	REV 5
	SCALE: 1:4	DATE: 8/30/2012	SHEET 1 OF 1

PROPRIETARY AND CONFIDENTIAL
THE INFORMATION CONTAINED IN THIS DRAWING IS THE SOLE PROPERTY OF QUICK MOUNT PV. ANY REPRODUCTION IN PART OR AS A WHOLE WITHOUT THE WRITTEN PERMISSION OF QUICK MOUNT PV IS PROHIBITED.

DO NOT SCALE DRAWING