

powered by

Q.ANTUM / DUO

Q.PEAK DUO BLK-G6+ / AC 340-345

Q.ANTUM DUO SOLAR MODULE
WITH INTEGRATED MICROINVERTER



Q.ANTUM TECHNOLOGY: LOW LEVELIZED COST OF ELECTRICITY

Higher yield per surface area, lower BOS costs, higher power classes, and an efficiency rate of up to 19.5%.



INNOVATIVE ALL-WEATHER TECHNOLOGY

Optimal yields, whatever the weather with excellent low-light and temperature behavior.



ENDURING HIGH PERFORMANCE

Long-term yield security with Anti LID Technology, Anti PID Technology¹, Hot-Spot Protect, Traceable Quality Tra.Q™.



EXTREME WEATHER RATING

High-tech aluminum alloy frame, certified for high snow (5400 Pa) and wind loads (4000 Pa).



A RELIABLE INVESTMENT

Inclusive 25-year product warranty and 25-year linear performance warranty².



STATE OF THE ART MODULE TECHNOLOGY

Q.ANTUM DUO Technology and the integrated high-powered Enphase IQ 7+ Microinverter achieving maximum system efficiency.



RELIABLE ENERGY MONITORING

Seamless management with the intelligent Enphase Enlighten™ monitoring system.



RAPID SHUTDOWN COMPLIANT

Built-in rapid shutdown with no additional components required.



THE IDEAL SOLUTION FOR:



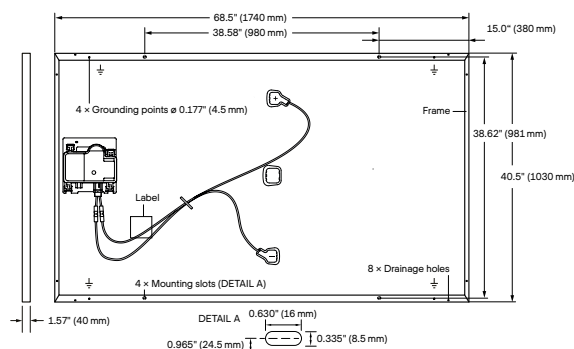
Rooftop arrays on residential buildings

¹ APT test conditions according to IEC/TS 62804-1:2015, method B (-1500 V, 168h)

² See data sheet on rear for further information

MECHANICAL SPECIFICATIONS

Format	68.5 × 40.6 × 1.57 in (including frame) (1740 × 1030 × 40 mm)
Weight	47.2 lbs (21.4 kg)
Front Cover	0.13 in (3.2 mm) thermally pre-stressed glass with anti-reflection technology
Back Cover	Composite film
Frame	Black anodized aluminum
Cell	6 × 20 monocrystalline Q.ANTUM solar half cells
Junction Box	2.09-3.98 × 1.26-2.36 × 0.59-0.71 in (53-101 × 32-60 × 15-18 mm), Protection class IP67, with bypass diodes
Cable	4 mm ² Solar cable; (+) ≥ 45.3 in (1150 mm), (-) ≥ 33.5 in (850 mm)
Connector	Stäubli MC4; IP68



AC OUTPUT ELECTRICAL CHARACTERISTICS

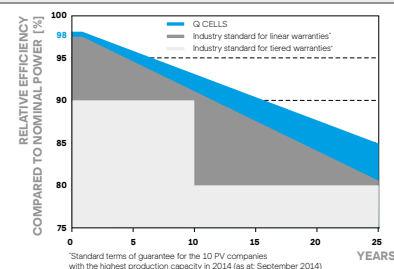
IQ7PLUS-72-ACM-US OR IQ7PLUS-72-E-ACM-US				
Peak Output Power	[VA]	295	AC Short Circuit Fault Current over 3 Cycles	5.8 Arms
Max. Continuous Output Power	[VA]	290	Max. Units per 20 A (L-L) Branch Circuit	13
Nominal (L-L) Voltage / Range	[V]	240/211~264	Overvoltage Class AC Port	III
Max. Continuous Output Current	[A]	1.21	AC Port Backfeed Current	18mA
Nominal Frequency	[Hz]	60	Power Factor Setting	1
Extended Frequency Range	[Hz]	47 - 68	Power Factor (adjustable)	0.85 leading ... 0.85 lagging

DC ELECTRICAL CHARACTERISTICS

POWER CLASS	340		345						
MINIMUM PERFORMANCE AT STANDARD TEST CONDITIONS, STC ¹ (POWER TOLERANCE +5 W / -0 W)									
Min. Power at MPP ¹	P _{MPP}	[W]	340	345	Min. Current at MPP	I _{MPP}	[A]	10.02	10.07
Min. Short Circuit Current ¹	I _{SC}	[A]	10.52	10.58	Min. Voltage at MPP	V _{MPP}	[V]	33.94	34.25
Min. Open Circuit Voltage ¹	V _{OC}	[V]	40.66	40.92	Min. Efficiency ¹	η	[%]	≥ 19.0	≥ 19.3

¹ Measurement tolerances P_{MPP} ± 3%; I_{SC}; V_{OC} ± 5% at STC: 1000 W/m², 25 ± 2°C, AM 1.5 according to IEC 60904-3

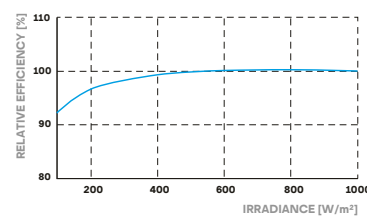
Q CELLS PERFORMANCE WARRANTY



At least 98% of nominal power during first year. Thereafter max. 0.54% degradation per year. At least 93.1% of nominal power up to 10 years. At least 85% of nominal power up to 25 years.

All data within measurement tolerances. Full warranties in accordance with the warranty terms of the Q CELLS sales organization of your respective country.

PERFORMANCE AT LOW IRRADIANCE



Typical module performance under low irradiance conditions in comparison to STC conditions (25°C, 1000 W/m²)

TEMPERATURE COEFFICIENTS

Temperature Coefficient of I _{SC}	α	[%/K]	+0.04	Temperature Coefficient of V _{OC}	β	[%/K]	-0.27
Temperature Coefficient of P _{MPP}	γ	[%/K]	-0.36	Nominal Module Operating Temperature	NMOT	[°F]	109 ± 5.4 (43 ± 3°C)

PROPERTIES FOR DC SYSTEM DESIGN

Maximum System Voltage V _{sys}	[V]	1000	PV Module Classification	Class II
Maximum Series Fuse Rating	[A DC]	20	Fire Rating based on ANSI / UL 1703	TYPE 2
Max. Design Load, Push / Pull ³	[lbs / ft ²]	75 (3600 Pa) / 55 (2667 Pa)	Permitted Module Temperature on Continuous Duty	-40 °F up to +185 °F (-40 °C up to +85 °C)
Max. Test Load, Push / Pull ³	[lbs / ft ²]	113 (5400 Pa) / 84 (4000 Pa)		

³ See Installation Manual

QUALIFICATIONS AND CERTIFICATES

Solar module: UL 1703, U.S. Patent No. 9,893,215 (solar cells);
Enphase micro inverter: UL 1741-SA, UL 62109-1, UL1741/IEEE1547, FCC Part 15 Class B, ICES-0003 Class B, CAN/CSA-C22.2 NO. 107.1-01, Rapid Shutdown Compliant per NEC-2014 & 2017 & C22.1-2015



PACKAGING INFORMATION

Number of Modules per Pallet	26
Number of Pallets per Trailer (24 t)	28
Number of Pallets per 40' HC-Container (26 t)	26
Pallet Dimensions (L × W × H)	70.1 × 42.5 × 47.6 in (1780 × 1080 × 1208 mm)
Pallet Weight	1310 lbs (594 kg)

Note: Installation instructions must be followed. See the installation and operating manual or contact our technical service department for further information on approved installation and use of this product.

Hanwha Q CELLS America Inc.

400 Spectrum Center Drive, Suite 1400, Irvine, CA 92618, USA | TEL +1 949 748 59 96 | EMAIL inquiry@us.q-cells.com | WEB www.q-cells.us