



BOSS™ Bonded Structural Splice

Rule Your Rail

The BOSS™ (Bonded Structural Splice) provides a strong connection for IronRidge XR Rails.


No assembly, tools, or hardware required. The built-in bonding spring has teeth that bite into the rail, creating a bonded connection that meets all UL standards.

The BOSS™ eliminates restrictions around splice locations. Place it anywhere along the span (except the outside cantilever). That's it—you're ready to rock.




Strengthened XR Rail Connections

The BOSS™ comes in strong—eliminating restrictions, such as installing the splice on interior and end rail spans. This means that installers can use spliced rail more freely to save on system costs. It also means less steps and frustration around planning the proper splice locations.



Integrated Bonding Teeth

The built-in bonding spring has teeth that bite inside rail while providing an easy installation that requires little force. For 100+ feet of rail, just leave a 1" gap—still close enough for teeth to fully engage (no straps needed).




Centered Stop Tab

A physical stop provides tactile feedback to installers and properly centers the splice between two rails. Also, alignment circles on either side guide the users with where to align the splice for 1" expansion gaps.



Certified to
Fully Bond™
UL 2703

BOSS™ Installation Steps



BOSS™ Splice Locations

