

## 60W Photovoltaic module 60J

This line of modules is the direct result of over three decades of design, manufacturing and use. Attending to every detail in the design and manufacture of our products, our process controls and testing methods have optimized module life and electrical energy production.

Ameresco Solar's off-grid module line offers the following features and benefits:

### ► Built to last

From mountaintops to off-shore platforms, on weather stations in the bitter cold of Antarctica and on telephone signal repeaters in the hot Australian outback, the technology has been proven in the harshest environments.



### ► Accessible junction box for off-grid connections

J-type junction box has accessible terminals for easier module interconnections in off-grid applications, and it allows fitting cable glands for various cross-sections.



### ► Thick, durable scratch resistant back sheet

The thick back sheet provides extra insulation and increased resistance to protect your module against rough handling. The white polyester material lasts longer and increases energy production.



### ► High reliability

Cell interconnections and diode placement use well-established industry practice and are field-proven to provide excellent reliability.

ISO 9001



### ► Quality and certifications

ISO 9001 factory certification ensures that our manufacturing facilities use proven manufacturing and quality control processes.

Certified to IEC 61215 and 61730

Certified to UL1703 and ULC1703

Certified for use in Class 1, Division 2 Hazardous locations

Conforms with European Directive 2006/95/EC

# 60W PHOTOVOLTAIC MODULE - 60J

## Electrical characteristics

|   | (1) STC 1000W/m <sup>2</sup>     | (2) NOCT 800W/m <sup>2</sup> |
|---|----------------------------------|------------------------------|
| Maximum power (P <sub>max</sub> )               | 60W                              | 43W                          |
| Voltage at P <sub>max</sub> (V <sub>mpp</sub> ) | 17.9V                            | 15.9V                        |
| Current at P <sub>max</sub> (I <sub>mpp</sub> ) | 3.35A                            | 2.7A                         |
| Short circuit current (I <sub>sc</sub> )        | 3.48A                            | 2.8A                         |
| Open circuit voltage (V <sub>oc</sub> )         | 22.1V                            | 20.1V                        |
| Module efficiency                               | 13.4%                            |                              |
| Tolerance (P <sub>max</sub> )                   | ±10%                             |                              |
| Nominal voltage                                 | 12V                              |                              |
| Efficiency reduction at 200W/m <sup>2</sup>     | <5% reduction (efficiency 10.5%) |                              |
| Limiting reverse current                        | 3.20A                            |                              |
| Temperature coefficient of I <sub>sc</sub>      | 0.105%/°C                        |                              |
| Temperature coefficient of V <sub>oc</sub>      | -0.360%/°C                       |                              |
| Temperature coefficient of (P <sub>max</sub> )  | -0.45%/°C                        |                              |
| (3) NOCT  | 47±2°C                           |                              |
| Maximum series fuse rating                      | 8A                               |                              |

Application class (according to IEC 61730:2007) **Class C**

Maximum system voltage **50V (U.S. NEC) / 1000V (IEC 61730:2007)**

1: Values at Standard Test Conditions (STC): 1000W/m<sup>2</sup> irradiance, AM1.5 solar spectrum and 25°C module temperature

2: Values at 800W/m<sup>2</sup> irradiance, Nominal Operation Cell Temperature (NOCT) and AM1.5 solar spectrum

3: Nominal Operation Cell Temperature: Module operation temperature at 800W/m<sup>2</sup> irradiance, 20°C air temperature, 1m/s wind speed

## Mechanical characteristics

|              |  |
|--------------|--|
| Solar cells  | 36 crystalline silicon cells   |
| Front cover  | High transmission 3.2mm (1/8th in) glass   |
| Encapsulant  | EVA  |
| Back cover   | White polyester  |
| Frame        | Silver anodized aluminum   |
| Diodes       | Two Schottky bypass diodes included  |
| Junction box | IP65 with 4 terminal screw connection block; accepts PG 13.5, M20 13mm (1/2") conduit, or cable fittings accepting 6-12mm diameter cable. Terminals accept 2.5-10mm <sup>2</sup> (8-14 AWG) wire |
| Dimensions   | 839 x 537 x 50mm / 33.0 x 21.1 x 2in   |
| Weight       | 6kg / 13.2lbs  |

All dimensional tolerances within ±1% unless otherwise stated.

## Warranty\*

- ▶ Free from defects in materials and workmanship for 2 years
- ▶ 90% min. power output over 12 years
- ▶ Optional 25 years available

\* Refer to warranty document for terms and conditions.

## Certification

Certified according to the extended version of the IEC 61215 (ed.2), EN 61215:2005-08 (Crystalline silicon terrestrial photovoltaic modules - Design qualification and type approval).

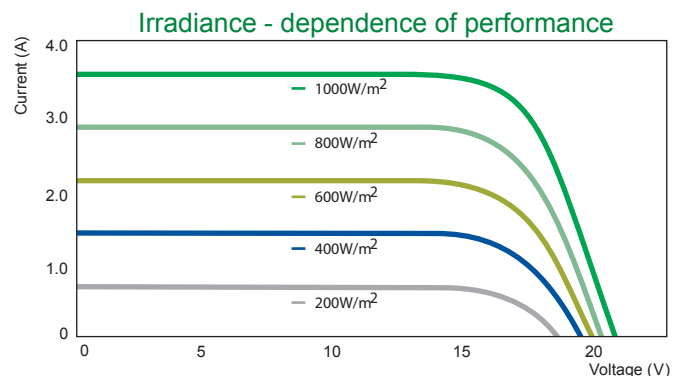
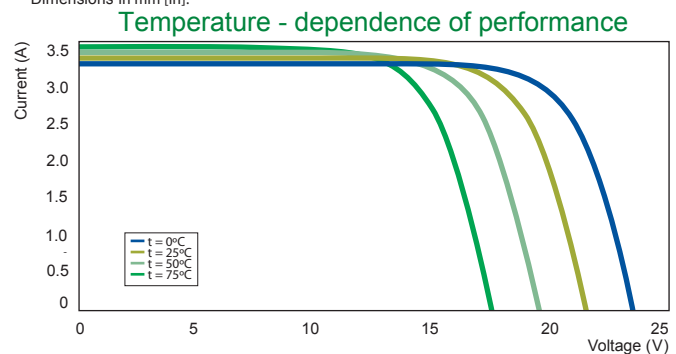
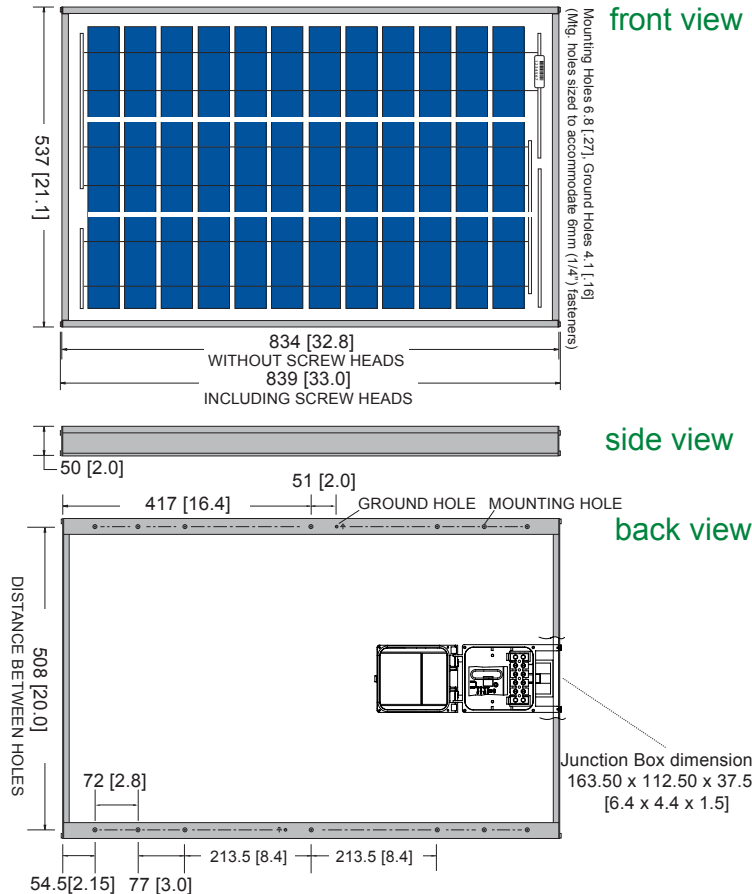
Certified according to IEC 61730-1 and IEC 61730-2 (ed.1), EN 61730-1:2007-05 and EN 61730-2:2007-05. (Photovoltaic module safety qualification, requirements for construction and testing).

Listed to UL 1703 & ULC ORD-C1703 Standard for Safety by Intertek ETL. Class C Fire Rating.

Approved by Intertek ETL according to FM 3611, Dec 2004, and according to CAN/CSA C22.2 No. 213-M1987, 1st Edition, Reaffirmed 2004, for use in a Class I, Division 2, Group A, B, C, D Hazardous (Classified) Location.

**AMERESCO SOLAR**

Green • Clean • Sustainable



This publication summarises product warranty and specifications which are subject to change without notice.  
© 2015 Ameresco, Inc. Ameresco and the Ameresco logo, the orb symbol and the tagline "Green. Clean. Sustainable." are registered in the U.S. Patent and Trademark Office. All rights reserved. PS-5161-01-2/15 01 00.0